



Parks, Recreation and Open Space Commission (PROS)

REGULAR MEETING
Tuesday, May 2, 2023 - 10:00 AM
1000 Main Street Cambria, CA 93428

AGENDA

In person at:
Cambria Veterans' Memorial Hall
1000 Main Street, Cambria, CA 93428

AND via Zoom at:

Please click the link below to join the webinar:

<https://us06web.zoom.us/j/89840296865?pwd=a0tmRUM3NVFpTXZlcWFZeUU4THU0QT09>

Passcode: 260313

Or One tap mobile:

US: +16699006833,,89840296865# or +16694449171,,89840296865#

Or Telephone:

Dial (for higher quality, dial a number based on your current location):

US: +1 669 900 6833 or +1 669 444 9171 or +1 719 359 4580 or +1 253 205 0468 or +1 253 215 8782 or +1 346 248 7799 or +1 301 715 8592 or +1 305 224 1968 or +1 309 205 3325 or +1 312 626 6799 or +1 360 209 5623 or +1 386 347 5053 or +1 507 473 4847 or +1 564 217 2000 or +1 646 931 3860 or +1 689 278 1000 or +1 929 205 6099

Webinar ID: 898 4029 6865

International numbers available: <https://us06web.zoom.us/j/89840296865>

Copies of the staff reports or other documentation relating to each item of business referred to on the agenda are on file in the CCSD Administration Office, available for public inspection during District business hours. The agenda and agenda packets are also available on the CCSD website at <https://www.cambriacsd.org/>. In compliance with the Americans with Disabilities Act, if you need special assistance to participate in this meeting or if you need the agenda or other documents in the agenda packet provided in an alternative format, contact the Administrative Analyst at 805-927-6223 at least 48 hours before the meeting to ensure that reasonable arrangements can be made. The Administrative Analyst will answer any questions regarding the agenda.

1. OPENING

- A. CALL TO ORDER
- B. ESTABLISH QUORUM
- C. CHAIR REPORT
- D. COMMITTEE MEMBER COMMUNICATIONS

Any Committee Member may make an announcement, report briefly on his or her activities, or ask a question for clarification.

2. EX - OFFICIO REPORTS

- A. Friends of the Fiscalini Ranch Report
- B. Skate Cambria

3. PRESENTATIONS

- A. Disk Golf Course Presentation

4. PUBLIC COMMENT NOT ON THE AGENDA

Members of the public may now address the Commission on any item of interest within the jurisdiction of the Commission but not on its agenda today. Future agenda items can be suggested at this time. In compliance with the Brown Act, the Commission cannot discuss or act on items not on the agenda. Each speaker has up to three minutes.

5. FACILITIES AND RESOURCES MANAGER**6. CONSENT AGENDA (Estimated time: 15 Minutes)**

- A. Consideration to Approve the Minutes from the Regular Meeting Held on April 4, 2023

7. FUTURE AGENDA ITEMS**8. ADJOURN**

Site Assessment: East Fiscalini Ranch, Cambria



SITE OVERVIEW

Site Characteristics

The potential disc golf course site is located at the eastern end of the Fiscalini Ranch Preserve, a 430-acre park that separates Cambria's East and West Villages. The area under consideration is about 48 acres. The majority of the site is limited to passive recreation and constrained by private property restrictions. After deducting for constraints, we have roughly 13 acres where disc golf may share space with other "pass-through" activities.




Constraints reduce the potential disc golf area from ~48 acres to about 13 acres.

The available space is predominately flat meadows with some seasonal marshiness. To the north, the area is bordered by dense growth overlooking Santa Rosa Creek. To the south and east, the area is bordered by varied vegetation, including moderately spaced large trees, located upslope toward or within private property.



Most of the potential site is flat, grassy meadows.



Some big trees with good spacing. Steep and likely private.

Disc Golf in the Community

Cambria is a small, delightful town on the Central Coast which is visited year-round by regional, national, and international tourists.

There are no disc golf courses in or near Cambria. In the past, the model in most of California was “build it and they will come” – i.e., interest would develop in the community after the course was established. However, disc golf participation and non-participant familiarity have both grown rapidly in recent years. Now, there’s a good chance that there are already a significant number of disc golf enthusiasts in or near Cambria.

The closest courses are about 30 minutes away in Templeton (Castoro Cellars Winery, aka “Whale Rock”) and Morro Bay (several semi-private courses). The region’s most popular courses – the base from which most regular players would come to Cambria – are about 45 minutes away in San Luis Obispo and Atascadero.

Disc golf tourism is a factor to consider. A small percentage of the sport’s ~5 million regular players* build their travel plans primarily around disc golf, targeting “destination” courses which typically have large, dedicated spaces with multiple layouts, extensive landscaping, and abundant on-site amenities. A large percentage of regular players pack a few discs for spontaneous play at whatever courses are convenient to their other plans.

[*see UDisc Growth Report 2023](#)

SUITABILITY & CAPACITY

The main part of a Whirlwind Site Assessment is a map which rates each section for Suitability and Capacity.

About Suitability

“Suitability” is rated on a 9-step color spectrum from “Fantastic” (dark green) to “So-So” (yellow) to “No Way!” (dark red).

Suitability incorporates many factors. From a community perspective, these factors include safety, environment, and integration (how well does disc golf fit in with existing experiences). From a player perspective, these factors include skill match (level of challenge for likely participants), flight variety, visual appeal, access, weather, safety, and security. From a client perspective, these factors include installation cost and effort, maintenance cost and effort, and liability.

The Suitability rating is an initial indicator, not a static predictor. A professional course designer can ensure, for example, that sections rated “Poor” can meet high standards of safety and integration, given proper mitigations and compromises to less critical factors such as flight variety. Likewise, enhancements such as tree planting and creative landscaping can raise the quality a couple notches. Nonetheless, the overall appeal and success of the course will largely correlate to these ratings.

About Capacity

The map also indicates the potential Capacity – i.e., the number of holes – if a course were to have holes in that section. The Capacity rating is based on a rough sense of potential, not an actual design. During the design process, many things will be taken into consideration to determine how many holes would actually work well in any given area, to produce a complete layout that will serve all stakeholders well.

The footprint of a disc golf course can vary quite a bit, depending on the terrain, intended skill level, and other factors. A common rule of thumb is that each hole utilizes one acre. However, elite competitive courses such as Gleneagles in San Francisco may use up to 3 acres per hole. On the other hand, beginner-friendly courses such as Gehringer Park in Concord use as little as 1/8 of an acre per hole.

The vast majority of courses are found in public spaces where disc golf shares the space harmoniously with other “pass-through” activities such as walking and biking. Such shared spaces are never monopolized by any activity.

Suitability Assessment

This assessment evaluates 9 distinct sections within the East Fiscalini Ranch Preserve area.

<https://www.google.com/maps/d/u/0/edit?mid=1GxYgJoYvyAdatc38hThmG7eESMEcKn0&usp=sharing>. (Note: A viewer of the Google map may toggle the various layers on/off to better understand the assessment.)

Overall, the site is workable for disc golf, but not ideal. The majority of the sections are rated “Subpar” or lower for Suitability. Three small non-contiguous sections are rated best – only “So-So.” The “So-So” and “Subpar” areas, if designed well, will nonetheless produce an enjoyable disc golf experience, without compromising safety, site integration (aka playing well with others), or budget.



Screen shots of the [Google map](https://www.google.com/maps/d/u/0/edit?mid=1GxYgJoYvyAdatc38hThmG7eESMEcKn0&usp=sharing) with suitability and capacity ratings. Suitability is rated on a spectrum from dark green (“Fantastic!”) to yellow (“So-so”) to dark red (“No Way!”)

The map illustration does not account for several things that could impact the findings significantly:

- If trees were planted in the open area, the quality would improve 1-2 levels, after a few years. (There are other ways to make a flat open space more appealing – mounding, man-made obstacles – but these may not fit the feeling of the site well, and may exceed the timeline and budget.)
- If the primary pathways are close to the tree-lined areas – likely if sports fields occupy the middle – then the available shared space will be narrow, resulting in fewer design options, slower play, and more interaction with non-golfers. This would push the ratings down a level or two.
- Clear and lasting definition of private property boundaries and buffers – and, apart from any legalities, being considerate of the neighbors – is fundamental to making the best use of the highest rated areas. This determination may eliminate some of the relatively appealing sections.

Capacity Assessment

Each of the sections also indicates the potential number of holes in that area. From the top-right, counter-clockwise:

- Section 1: 1-3 holes / .5 acre (“So-So”)
- Section 2: 1-3 holes / 1 acre (“Subpar”)
- Section 3: 1-3 holes / 1 acre (“Subpar”)
- Section 4: 3-5 holes / 3 acres (“Subpar”)
- Section 5: 4-6 holes / 4 acres (“Poor”)
- Section 6: 4-6 holes / 4 acres (“Poor”)
- Section 7: 3-6 holes / 3 acres (“So-So”)
- Section 8: 4-6 holes / 3 acres (“Subpar”)
- Section 9: 3-6 holes / 2 acres (“So-So”)

As noted in the “About Capacity” info above, this does not mean we should use the max number of holes in every potential space (44!), but rather to provide a way, by combining adjacent sections, to achieve a suitable number of holes for the intended scale, skills, and budget.

These Capacity estimates assume that the holes will typically measure 150-250 feet, suitable for a relatively “open” (unobstructed) course catering to beginner-to-lower intermediate end of the skill spectrum. Shorter holes also make sense given the amount of good available space, because shorter holes require less space.

*Note: See **Recommendations** below regarding this assumption of relatively short holes and space limitations.*



Screen shot of the same [Google map](#), now indicating the estimated number of holes possible in each section.

PRELIMINARY RECOMMENDATIONS

The following recommendations are preliminary, likely to change during further analysis and design. They're intended to help identify next steps in the planning process.

Key Variables

How much suitable space?

- Plenty of space for up to 18 short holes (150-250 ft), medium (250-350), and/or long (350+).

How much *highly* suitable space?

- None. Only 3 sections achieve the middle rating ("So-So") and none surpass it. One of these 3 So-So sections may not be available due to private property buffer.

How much money for course design and installation?

- Enough for the professional design and purchase of a moderately equipped 9-hole course, installed with volunteer labor.
- *To see common course costs, check out the [Whirlwind Cost Worksheet](#).*

What skill level(s) are served?

- A beginner to intermediate course makes sense in a community with no nearby courses.
- Given the prominence of tourism here, a "destination course" might make sense if the site and budget were both tremendous – which isn't the case.

Other major variables? (Anything that would impact the location, scale, complexity, or style of the course – e.g., parking capacity, severe seasonality, other site activities, habitat, etc.)

- In the western half of the potential site, habitat protection requires all activity be restricted to the trails. Accordingly, no Suitability ratings were given for that area.
- As noted frequently, the actual or de facto property boundaries may impact the available area.
- Assumption: The planned sports fields will occupy the middle of the site in coming years.
- Assumption: Seasonal marshiness in meadow areas is acceptable for course features.

What Kind of Course Would Work Best Here?

In communities that are less familiar with disc golf, it's usually good to start out with a relatively easy, low-key course. Such communities will likely have more beginners than intermediate or advanced players. A low-key course may help assuage common, if unfounded, concerns about shared space and disc golf culture. This site presents a reasonable opportunity for an elemental course that aligns with these considerations.

Recommended Number of Holes: 6 to 12

Recommended Distance: Average 150-250 feet

Recommended Layout Features: 1 tee pad with 2-3 sleeves per hole

Recommended Sections (in no particular order)

Option A: Sections 8 & 9

- These contiguous sections provide easy access from parking, interesting terrain, and reasonably good separation from other park activities – including walking paths, not just the sports fields.
- Given the extreme contrast of terrain, recommendation would be two separate loops of 4-6 holes in each area. Beginners may not want to play the hillside loop in Section 9.
- Section 8 has seasonal marshiness.
- **Section 9 may be unavailable due to private property buffer.**



Option B: Section 7 with small parts of 4, 5, 8

- The bottom of the upslope areas in Section 7 are the best terrain on the site. There's enough space for a few holes that are fun, interesting, and separate from the planned trail.
- **TBD whether the lower upslope in Section 7 (south of the Yucca cove area) is available for disc golf.** If not, then this Option would still be viable by keeping the holes on the flats, but much less appealing.
- The other Sections are tied to Section 7 to enable up to 9 holes in a single loop.
- A longer walk from parking than Option A, but not too bad.



For either Option above: Recommend 1-2 practice baskets (putting only) in Section 1.



Design and Installation Considerations

In addition to the base costs outlined in the [Whirlwind Cost Worksheet](#), each Option above may have some additional cost for features that are not determined at this point. Examples:

- Small retaining walls to stabilize tee boxes
- Resetting property boundaries (e.g., removing broken barbed wire)
- Trail clearing
- The hillside loop of Option A would likely require more the above.
- The quality of Option B would depend on new trees more than Option A.

New trees would be most effective in Section 8 (Option A) and in the Sections 4 and 5 (Option B). In each case, at least 10 trees would be needed to make a positive impact; 20-30 would be ideal. As noted above, it takes several years before the trees are fully functional (read: big enough to require curving shots around them).

Maintenance time and cost would likely match the relative installation costs. The annual maintenance cost at most courses is around 10% of installation cost, not counting any replacement costs for crime or disaster.

In many communities, players go beyond volunteering and also make substantial donations to enhance the course.

These areas don't appear to have significant habitat concerns that would require any direct mitigation.

Safety of non-players would be acceptable for both options.

- The primary consideration is the planned trail that will go between the sports fields and the hillsides. Given the relatively low traffic and lack of visual blockers, it is extremely unlikely that ill-advised throws will be made when trail users are present.
- Option A is more isolated from the trail.
- Option B is farther from the concentration of users at the eastern end (parking, sports, dog area).

Who Would Play Disc Golf at this Course?

Where are they from?

- 60%: from local community
- 30%: other parts of San Luis Obispo County
- 10%: outside the region

What skills do they have?

- 60%: beginners & novices
- 30%: intermediate
- 10%: advanced

How many rounds would be played daily?

- ~10 rounds minimum unless severe weather
- 10-20 rounds most weekdays
- 20-40 rounds most weekends
- 25-50% more in summer



Western portion of potential site. Open meadows dominate the site, with dense vegetation and/or slopes around the edge.



80% of potential site, looking west. In the foreground, dog area and area for planned playground and restrooms.



Dense vegetation above Santa Rosa Creek (section 3).



One big tree at western edge of potential space (section 4).



Park access from village (sections 2 & 3).




Big trees at base of steep slope (section 7).




Looking west along hillside (section 7).



Not-too-steep hillside, would need clearing (section 7).



Very appealing hillside in both pics, but where is property line? (section 7).



Cool feature on hillside (section 7).



Something to avoid, perhaps remove (section 8).



Barbed wire; property line (section 8)?



Most of space is open meadow (sections 5 & 6).



Rock wall; property line (section 8)?



Apparent property line, many signs along here (section 8).




Where meadow meets appealing hillside (sections 8 & 9).



Fairly steep hillside with nominal upkeep (section 9).



Southwest toward yucca cove, good space (section 7).



Random post; property line (section 7)?




Moderately sloped areas that would require significant cleanup (section 7).



Another view of the “yucca cove” (section 7).



View from southwest corner of potential area (section 7).



More views of the steep hillside with good tree spacing (section 9).

APPENDIX A: MORE ABOUT DISC GOLF

How Do You Play Disc Golf?

Disc golf is played like traditional golf. Start on the tee and play each shot from the previous spot until completing the hole. The goal is to complete the course in as few shots as possible.

More info:

- *Disc golf juxtaposed with traditional golf, featuring top players:* vimeo.com/50806380
- *Introduction from the governing organization of disc golf (comparable to the USGA):* <https://www.pdqa.com/introduction>
- *Basic rules and courtesies:* <https://discgolf.com/disc-golf-education-development/disc-golf-rules-for-recreational-play/>
- *Local club's introduction to disc golf:* <https://www.youtube.com/watch?v=oYcuJwAKwVw>
- *How Do Golf Discs Fly (long video):* <https://www.youtube.com/watch?v=-GwdghSH4rk>

Disc Golf Players and Culture

Almost anyone can play disc golf. Age doesn't matter. Physical and economic barriers are low.

There are roughly 4 million regular disc golfers in the U.S.

- Frequency: 10% of all players are "Avid" (at least once a week), 60% of all players are "Dedicated" (at least once a month), 30% of all players are "Occasional" (at least once a year).
- Skill: 2% Expert, 15% Advanced, 45% Intermediate, 30% Novice, 10% Beginner.
- Yes, there's a fairly strong correlation between frequency and skill – e.g., most "Avid" players are either Expert or Advanced.

Generally, if you see someone playing disc golf, they're most likely an intermediate player or novice who plays at least once a month. Once players get started, they tend to get hooked; they play a lot.

Disc golfers are widely represented across age, race, gender, socioeconomics, and geography. The highest level of participation is college-educated, middle-class white males in their 30s.

As a grassroots sport, disc golf culture largely reflects the culture of the local community. However, there are some themes and values which do characterize the sport, especially among experienced players.

- ***Etiquette.*** Like traditional golf, disc golfers are expected to demonstrate self-officiated integrity, even in the most serious competitions.
- ***Courtesy.*** Most disc golf courses are located in multi-use areas of public parks. Disc golfers are habitually considerate of other park users.
- ***Inclusiveness.*** Yes, disc golf's oldest roots are borne of hippy counter-culture, a contrast to the exclusive and expensive reputation of traditional golf. Moreover, as a relatively small sport, disc golf's participants are eager to share their passion with new people.
- ***Environmental stewardship.*** Disc golf is hiking while throwing Frisbees. Disc golfers celebrate the natural space and often volunteer to nurture it. Also, disc golf courses are often located in previously neglected or troubled spaces, so players take pride in the spaces that the community has reclaimed.

More info:

- [UDisc Growth Report 2023](#)
- *State of Disc Golf Survey: articles on player demographics:* <https://infinitediscs.com/blog/?s=demographics>
- *A sport that everyone can play:* <https://infinitediscs.com/blog/courses/disc-golf-a-sport-that-everyone-can-play/>
- *Older people playing disc golf:* http://lompocrecord.com/and-thriving-donald-shinn-still-enjoys-disc-golf/article_fc2399e1-bb22-5424-8948-413b4975699c.html
- *Young people playing disc golf*
 - o <https://www.ourvalleyvoice.com/2017/10/12/junior-disc-golfers-compete-california-championships-mooney-grove/>
 - o <https://www.facebook.com/communityfirsthealthplans/videos/1354827844540517/>
 - o <http://bakersfieldnow.com/news/local/bakersfield-teen-sets-new-disc-throw-world-record>
 - o <https://www.kidsdiscgolf.com/>
- *Kids and disc golf culture:* <https://www.youtube.com/watch?v=JSTsXJGuVlc&feature=youtu.be>
- *Preserving the spirit of the game as disc golf grows:* <http://www.discgolfprotour.com/news/grow-the-sport-but-why>
- *San Francisco Disc Golf Club culture, within context of major competition at San Francisco Open* <https://melmagazine.com/en-us/story/disc-golf-is-going-pro-and-life-for-chill-bros-has-never-been-better>
- *Sport-wide charity tournament makes a huge donation to St Jude:* <https://college.discgolf.io/p/disc-golf-raises-214000-for-st-jude>

Issues & Perceptions

When a disc golf course is installed, some people are excited about the chance to test their disc-throwing skills in a natural space, while others – especially those unfamiliar with disc golf -- may have reservations. Concerns are usually in four areas:

- **Safety.** No sport or recreation is absolutely risk-free. Each year, roughly 4 trillion – yes, trillion – disc golf throws are made on courses in multi-use areas (10,000 courses x 365 days x 25 rounds x 50 throws). The average number of severe injuries to players or passers-by is less than one per year. Nonetheless, there are ways to reduce this historically tiny risk even further, including the installation of informational signage and hiring a professional designer ensure shots fly away from trouble spots.
- **Environment.** Disc golf's impact on the environment is far lighter than most sports and recreations, many of which require elimination of natural space. On well-designed courses, the impact is limited to foot traffic and maybe marks on trees from deflecting discs. Habitat impacts are extremely rare. When needed, a professional designer can provide straightforward mitigations to potential erosion and tree issues.
- **Misbehavior.** Often, disc golf courses are the solution to misbehavior such as crime, dumping, and encampments – as demonstrated at the two most popular courses in the greater Bay Area, Golden Gate Park and DeLaveaga (Santa Cruz), and two new courses in Concord and Santa Rosa. Sometimes however, despite the overall disc golf culture of stewardship and courtesy, a small number of newbies may behave badly, just like a small number of people in any group. Rest assured that experienced players find such misbehavior completely unacceptable, and will be the first to speak up.

- **Congestion / Monopolization.** Disc golf is a pass-through activity -- where people continue through the space rather than remaining stationary for more than a minute or two – which integrates well with other pass-through activities. Because most courses are installed in multi-use space, disc golfers know that they should wait to throw when someone is passing through or near a hole. At a typical course, disc golf's usage density averages less than one person per acre, and only 3-4 people per acre during peak times.

More info:

- *Public perception is increasingly positive:* https://parkeddiscgolf.org/2019/10/14/disc-golf-is-winning-hearts-and-minds-new-study-shows/?fbclid=IwAR3vJPCFqFSmSOvPaeXiqh3SdWqLM9n0f292_huUpDvxqvTnb1TyfucGey8
- *Academic analysis of the costs, mitigations, and benefits of disc golf at a popular course:* <http://www.ncurproceedings.org/ojs/index.php/NCUR2014/article/viewFile/741/466>
- *Outdoor exercise is good for mental health:* <https://thrive.kaiserpermanente.org/thrive-together/live-well/can-a-hike-make-you-happier>
- *Mental health benefits, ala Chef Andrew Zimmern:* <https://www.connectsports.com/feature/andrew-zimmern/>
- *Unsafe park transformed by disc golf:* <https://www.heraldtribune.com/article/LK/20120405/News/605200051/SH/>
- *New course in Santa Rosa helps with homeless concern:* <https://www.pressdemocrat.com/lifestyle/9956867-181/why-sonoma-county-disc-golfers>
- *Disc golf actually benefits the environment:* https://www.capenews.net/sandwich/news/sandwich-disc-golf-course-proposal-rises-again/article_0af12805-16ca-5e01-bf9f-788138476eab.html
- *Costa Rica country club which boasts disc golf as eco-friendly alternative to traditional golf:* https://www.facebook.com/RobGreenfield/videos/1169764313150645/?hc_ref=NEWSFEED
- *Experienced course designers take safety seriously:* <https://www.discgolfpark.com/2018/03/14/disc-golf-course-safety-defines-legacy/>

Disc Golf Organizations

Professional Disc Golf Association: <https://www.pdga.com/>

- The PDGA is the non-profit governing body of the sport, similar to the USGA's role for traditional golf. It sets the rules and technical standards, sanctions major competitions, and provides worldwide promotion.

Local Clubs & Events

- [SLO Throwers](#)
- Example of [small SLO event](#).

Products, Manufacturers

- Because disc golf is a fast growing sport with annual retail sales approaching \$400M, there are many major golf disc manufacturers (and a lot of smaller ones), plus companies that make custom bags, carts, accessories, course equipment, etc.
- Biggest manufacturer: <https://www.innovadiscs.com/>
- Major basket manufacturer / sport founder: <https://discgolf.com/>
- Successful online retail store: <https://otbdiscs.com/>

More general information about disc golf:

- *Disc golf from a parks department perspective:*
https://www.youtube.com/watch?feature=player_embedded&v=XwcG2L3_aoo
- *Academic analysis of disc golf growth -- geographic, economic, cultural (paper)...* http://qa.lsu.edu/wp-content/uploads/oldakowski-mcewen_disc-golf_2013.pdf
- *Versatility of Disc Golf:* <https://infinitediscs.com/blog/courses/versatility-of-disc-golf/>
- *Community benefits:* <https://infinitediscs.com/blog/courses/disc-golf-benefits-for-the-community/>
- *Educational programs:* <https://edgediscgolf.org/>
- *US Championship – spectators, viewers, and charitable tradition:* https://usdgc.com/posts/usdgc-viewers-charitable-donations-recap/?fbclid=IwAR3h27bOYobalvFssj8JGy8qZE18Mqn73mhZqRS4ZkGg-WrJ-Hwh8Q_LxDA
- *Playing disc golf at Stafford Lake, Marin County Park:*
<http://www.youtube.com/watch?v=t16CmbLwGrw>
- *Disc golf looking for a home in the Bay Area, back in 1978:*
<https://www.youtube.com/watch?v=418d879mufQ>
- *Wikipedia:* https://en.wikipedia.org/wiki/Disc_golf

APPENDIX B: COURSE EQUIPMENT AND COSTS

Tee Pads

The tee is where the hole begins.

Tee pads are typically 5' wide by 10' long, sometimes smaller on small courses and bigger on big courses. Surfaces include concrete, pavers, artificial turf, and rubber mats. Concrete is durable, low-maintenance, and consistent in varied weather. Turf is popular on commercial courses for aesthetics and performance, but requires more maintenance. Mats perform fairly well, easiest to install, recyclable; not great when wet. Some courses use unimproved ground rather than a pad, but it will likely perform and look bad if played frequently.

Depending on the terrain and weather, installation may require drainage or retaining or other customizations to ensure long-term viability.

Multiple tee pads per hole increase variety and help mitigate potential erosion.



Concrete tee pad, unfinished. One of several tee pad material options.

Tee Signs

A tee sign may be placed at each tee to identify the hole number, the par, the distance, and sometimes to illustrate the recommended flight path(s).

Tee signs are typically coated metal with color graphics, roughly 12"x18" vertical, mounted about 4' high on an anchored wood post, located safely behind or to the side of the tee pad. Options include UV coatings and polycarbonate to help protect signs from sun and vandalism. Some courses use various alternatives, including mounting signs on tree stumps, painting numbers on rocks, and etching the number into the concrete pad.



Example of a tee sign illustrating the hole.

Baskets

To complete the hole, the disc must land in the basket. The hanging chains act as a backstop to help the disc fall into the basket.

Baskets are sturdy, built with galvanized and/or stainless steel -- about 5 feet high, 28" wide, 50-60 lbs. The pipe slides into a sleeve anchored in a concrete base 18-24" deep. The basket is easily moved from one sleeve to another, secured by a padlocked collar. Custom branding and powder-coated colors are available.

Baskets are usually installed multiples of 9, one per hole. Multiple sleeves on each hole increase variety and mitigate potential erosion.



Example of a disc golf target.

Other Costs

Professional disc golf course designers ensure that your course is as enjoyable, safe, and sustainable as possible. Designer fees vary widely, depending on the reputation of the designer, the project, and the region. Whirlwind Disc Golf's standard fee is \$3000 + \$250-750 per hole, depending on the complexity of the terrain and the number of tees and sleeves per hole.

For standard installations, common construction materials will be needed – lumber, concrete, gravel, etc.

Other common costs include a welcome sign at the first hole, directional signs between holes, padlocks for the basket sleeves, and extra basket(s) for practicing putting before starting the round.

Less common costs include benches, bag holders, tree planting and/or tree screening, gravel or pavers around tee pads, and various terrain-driven features like retaining walls, steps, and bridges.

Labor costs are a huge variable. In many communities, the local disc golfers provide skilled, volunteer labor.

Total Cost – Various Levels *(ballpark estimates do not include labor)*

Bare Bones – \$4,000 for every 9 holes

- Good quality baskets, no practice basket
- No tee pads, signs, or extra sleeves
- Amateur designer

Most Typical – \$8,000 for every 9 holes

- Good quality baskets, plus one practice basket
- One tee pad and one simple tee sign per hole, plus one extra sleeve per hole
- One unique installation feature
- Amateur designer

Best Long-Term Choice – \$13,000 for every 9 holes

- Best quality baskets, plus two practice baskets
- Two tee pads (to optimize for more skill levels), durable tee signs, and two extra sleeves per hole
- Welcome sign, directional signs
- Several unique installation features
- Professional designer to ensure the course is fun, safe, and sustainable

World-Class – Total Cost \$100K++

- The course equipment itself would be a small part of the total cost
- Amazing tee and green areas
- May include tree-clearing, earth-moving, complex landscaping, new planting, bridges, stairs, etc
- Top professional designer

Whirlwind's ala carte pricing tool: <https://tinyurl.com/y6cqevko>

Whirlwind's online tool has current estimates for all common costs. You can easily change features – e.g., different baskets, different tee pads – and immediately see the budget impact.



Exceptional custom tee box at Gleneagles Golf Course, San Francisco.



Exceptional custom "green" on a course in the Midwest.

APPENDIX C: DESIGN PRINCIPLES, PROCESS, TIMELINE

Guiding Principles of Disc Golf Course Design



PREPARATION (5 PRINCIPLES)

- * **Know the Land** -- the terrain, the flora, the fauna, the shapes, the colors, the wind, the water, and the seasons; *highlight the strengths, protect the vulnerabilities.*
- * **Know the Equipment** -- the discs, the tees, the baskets, and the signs; *make it tangible.*
- * **Know the Players** -- the skills, the tendencies, the values, the events, the demographics, and the local courses; *identify the target player(s).*
- * **Know the Community** -- the activities, the values, the demographics, and the local sites; *win their support.*
- * **Know the Decision Makers** -- the motivation, the decision process, and the budget; *commit to their success.*

DESIGN (10 PRINCIPLES)

- * (Safety) **Consider Chaos** -- wayward shots, oblivious users, big crowds, and rough weather; *account for outliers.*
- * (Variety) **Use Every Disc** -- left/right, high/low, up/down, tight/open, upwind/crosswind/downwind, long/short, multiple tees, and multiple baskets; *mix it up!*
- * (Scoring distribution) **Penalize Failure & Reward Excellence** -- distance, accuracy, versatility, creativity, excellence; *make it count!*
- * (Strategy) **Make Players Think About Shots** -- risk/reward, flight paths, wind angles, slope, landing areas, variety of greens; *provide interesting choices.*
- * (Flow) **Don't Make Players Think About the Course** -- navigation, lost discs, tough footing, natural hazards, wayward shots; *keep their heads in the game.*
- * (Wind & Elevation) **Amplify Nature** -- wind angles, elevation changes, ground covers, sun angles, and seasonal foliage; *harness the elements.*
- * (Signature Hole) **Highlight the Wow** -- unique terrain, aesthetic beauty, extreme risk/reward, dramatic alleys, and unusual flight shapes; *give them something to remember.*
- * (Flight) **Maximize Air Time** -- gliding, curving, and even rolling and skipping; *let it fly!*
- * (Holistic) **Reflect the Big Picture** -- take everything into account, including site limitations, site logistics, organizations/people/politics, club support, events, etc; *the whole truth, nothing but the truth.*
- * (Sustainability) **Design and Install for 10 Years from Now** -- usage rates, skill levels, tree changes, terrain changes, maintenance, stewardship, and future land plans; *sustain the success.*

Design Process

When designing or redesigning a disc golf course, Whirlwind generally follows these steps:

1. Stakeholder Meeting: Goals and Constraints
2. Community Context
3. Site Exploration & Analysis
4. Artifact: Site Assessment Report
5. Stakeholder Meeting: Feasibility Review
6. Site – Superlatives and Constraints
7. Layout – Routing
8. Layout – Hole concepts
9. Layout – User Testing
(steps 8 & 9 may be repeated)
10. Layout – Unification
11. Artifact: Course Design (Draft)
12. Stakeholder Meeting: Design Feedback
13. Layout – Modifications
14. Layout – User Testing
15. Layout – Refinements
16. Artifact: Course Design (Final)
17. Stakeholder Meeting: Design Approval

Typical Course Design Timeline

- Site Assessment: 2-3 weeks
- Draft Layout: 4-6 weeks
- Final Layout: 2-3 weeks

Typical Course Installation Timeline *(some tasks may be concurrent)*

- Equipment Procurement: 1-2 weeks (supply chain lead times TBD)
- Hole Illustrations / Graphic Design: 3-4 weeks
- Sign fabrication: 2-3 weeks
- Basket installation: 1-3 weeks
- Tee installation: 1-6 weeks
- Sign installation: 1-2 weeks

More Info:

- <https://www.pdqa.com/course-development>
- <https://www.innovadiscs.com/course-development/>
- <https://infinitediscs.com/blog/courses/design-tips/>
- http://www.discgolfcoursedesigners.org/wiki/index.php/Main_Page

Contact Info

Leonard Muise

Owner, Whirlwind Disc Golf

2753 Sulphur Drive
Hayward, CA 94541

510-932-8108

whirlwinddiscgolf@gmail.com

<https://www.linkedin.com/in/whirlwinddiscgolf/>

<https://www.facebook.com/WhirlDG/>

Article in PDGA's Disc Golfer magazine "[How to Design Great Short Courses for Beginners](https://tinyurl.com/a7evdacd)"
<https://tinyurl.com/a7evdacd>

Article in PDGA's Disc Golfer magazine "[Whose Park Is it? Strategies for Proposing Disc Golf in Multi-Use Parks](#)"

Parks, Recreation and Open Space Commission
(PROS)

REGULAR MEETING
Tuesday, April 4, 2023 - 10:00 AM

MINUTES

1. OPENING

A. CALL TO ORDER

Chairman Kniffen called the meeting to order at 10:00 a.m.

B. ESTABLISH QUORUM

A quorum was established.

Commissioners present: – Commissioners Kniffen, Atencio, Johannson and Bahringer.

C. CHAIR REPORT

Chairman Kniffen didn't have a report.

D. COMMITTEE MEMBER COMMUNICATIONS

No committee member communications.

2. EX - OFFICIO REPORTS

A. Friends of the Fiscalini Ranch Report

Kitty Connolly provided an update on the Friends of the Fiscalini Ranch.

B. Skate Cambria

Juli Amodei provided an update on Skate Cambria.

3. PUBLIC COMMENT NOT ON THE AGENDA

Public Comment: none.

4. FACILITIES AND RESOURCES SUPERVISOR

Mr. Mendoza provided an update on the Facilities & Resources Department and tree work on the ranch.

5. CONSENT AGENDA (Estimated time: 15 Minutes)

A. Consideration to Approve the Minutes from the Regular Meeting Held on March 7, 2023

Commissioner Bahringer moved to approve the minutes.

Commissioner Atencio seconded the motion.

The motion passed unanimously.

6. REGULAR BUSINESS

A. Identify confines of East Ranch

The PROS Commission held a discussion regarding the confines of the East Ranch.

Chairman Kniffen moved that he likes what they are doing.

Commissioner Atencio seconded the motion.

The motion passed 3-Ayes (Kniffen, Attention, Johannson), 1-Nay (Bahringer), 0-Absent

Juli stated the field trip will be on April 17th. They will continue to report findings on frisbee golf.

B. Discussion Regarding Social Media Policy Number: 2415

The PROS Commission held a discussion regarding Social Media Policy Number: 2415.

7. FUTURE AGENDA ITEMS

Chairman Kniffen asked for any future agenda items. Aimee Wyatt can't be on the PROS Commission because she's already a member of the Finance Committee. We have one PROS Commission seat available and one PROS Commission alternate seat available.

Chairman Kniffen thanked Joyce Renshaw for her many years of service.

8. ADJOURN

Chairman Kniffen adjourned the meeting at 11:37 a.m.