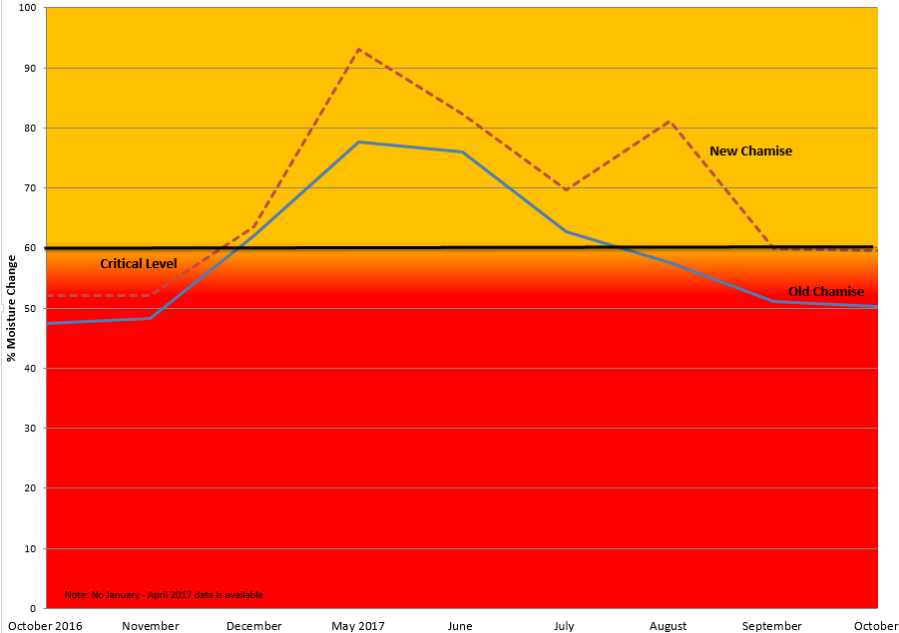


# Live Fuel Moistures - October 2017

## Blackstarr

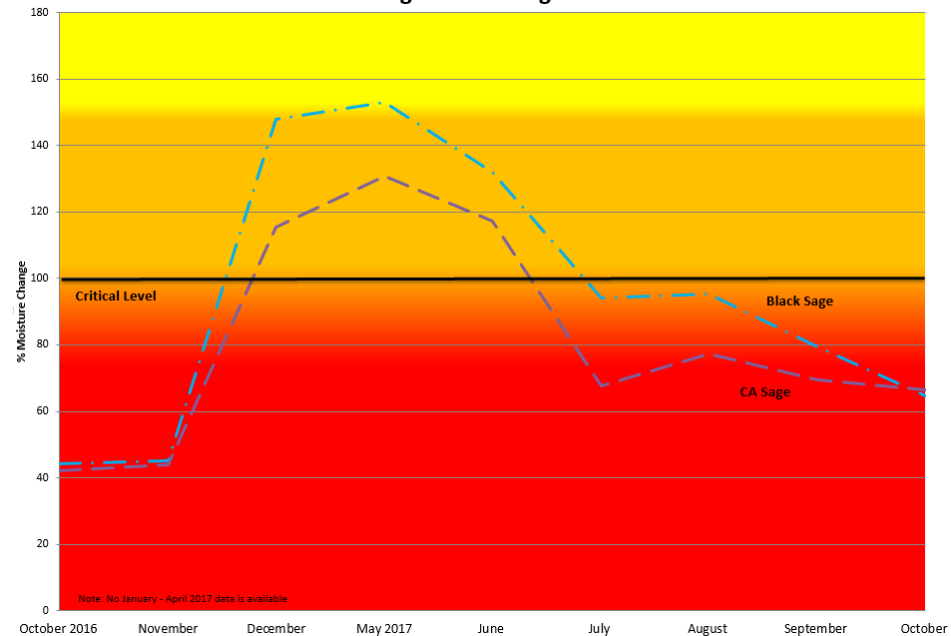
Note: Separate Critical Levels are now used to better reflect threat differences between Chamises vs. Sages and Sumac.

Blackstarr: Old & New Chamise - 12-Month



- Although better than a year ago, Blackstarr's Old and New Chamise inched further into the Critical zone in October 2017.

Blackstarr: CA Sage & Black Sage - 12-Month Trend



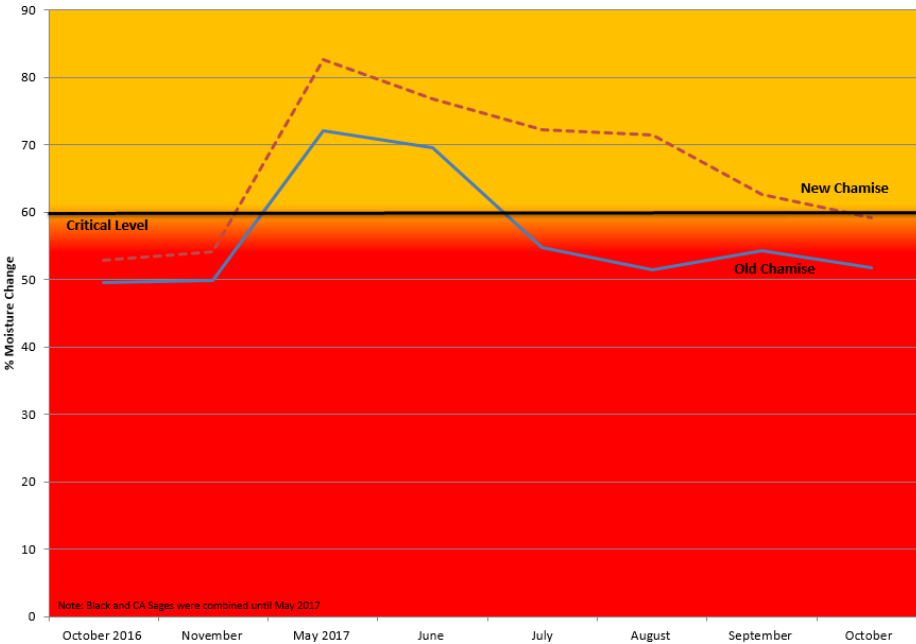
- Blackstarr's CA Sage and Black Sage slipped in October 2017, but remain in much better shape than last year.

# Live Fuel Moistures - October 2017

## Rancho Mission Viejo (RMV)

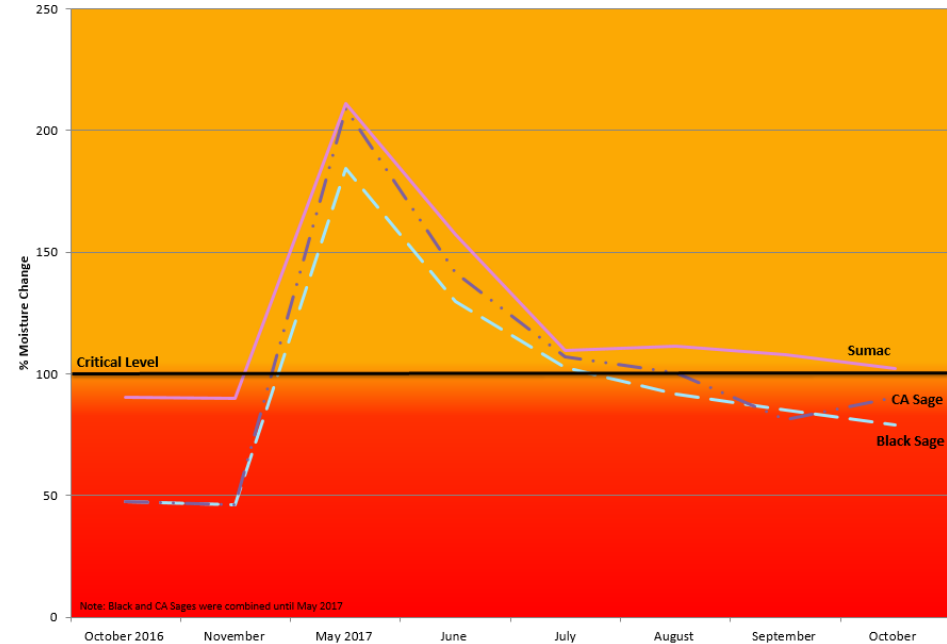
Note: Separate Critical Levels are now used to better reflect threat differences between Chamises vs. Sages and Sumac.

RMV: Old & New Chamise - 12-Month Trend



- RMV's Old Chamise is similar to 2016 levels, while New Chamise finally crossed into the Critical zone in October 2017.

RMV: CA Sage, Black Sage & Sumac - 12-Month Trend



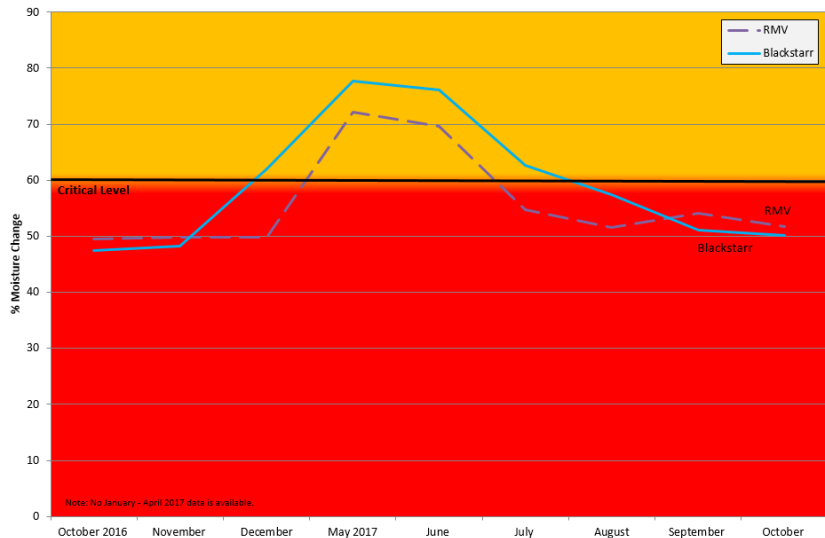
- Sumac still hovers above Critical in October 2017, as CA Sage improved slightly, and Black Sage slipped a little.

# 2016-17: North vs. South Orange County - By Species

## Rancho Mission Viejo vs. Blackstarr

### "Old" Chamise - North vs. South

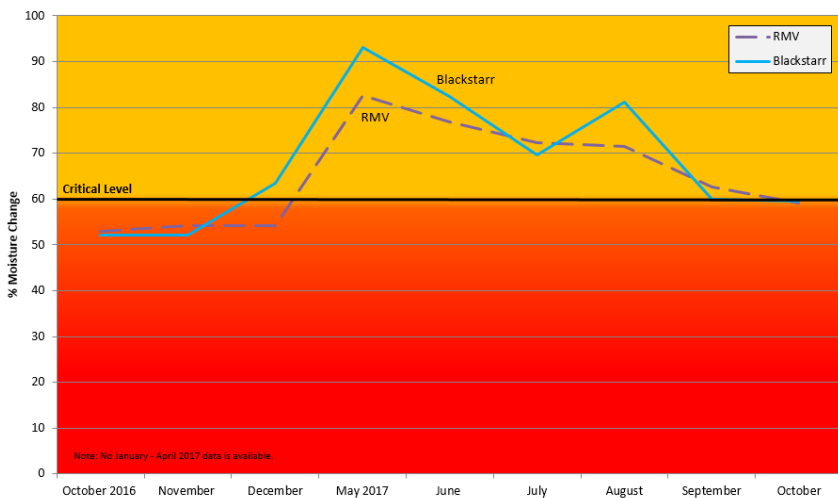
Rolling 12-Month: Rancho Mission Viejo vs. Blackstarr



- Both Blackstarr and RMV Old Chamise fell slightly in October 2017, but remained near last year's levels.

### "New" Chamise - North vs. South

Rolling 12-Month: Rancho Mission Viejo vs. Blackstarr

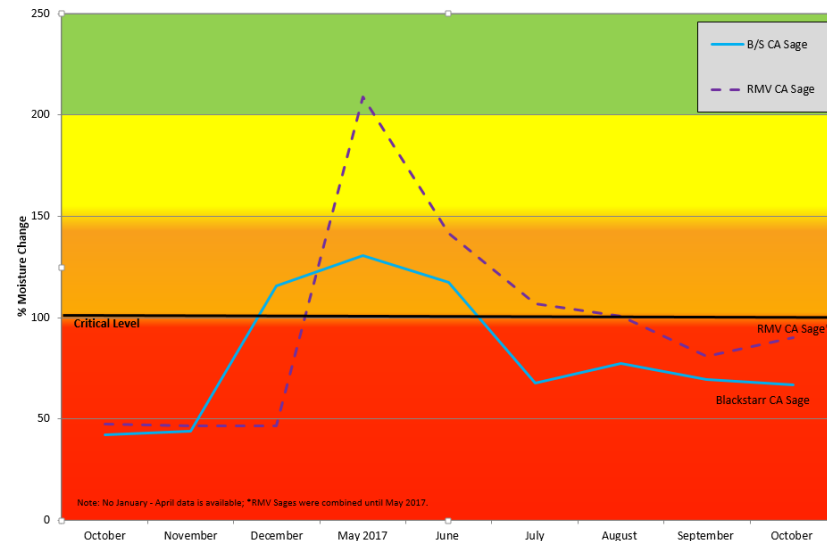


- Blackstarr and RMV New Chamise are at the same level in October 2017, hovering just below the Critical border, and better than a year ago.

Note: Prior to May 2017, RMV's CA and Black sages were reported as a combined figure, but are now reported separately.

### \*California Sage - North vs. South

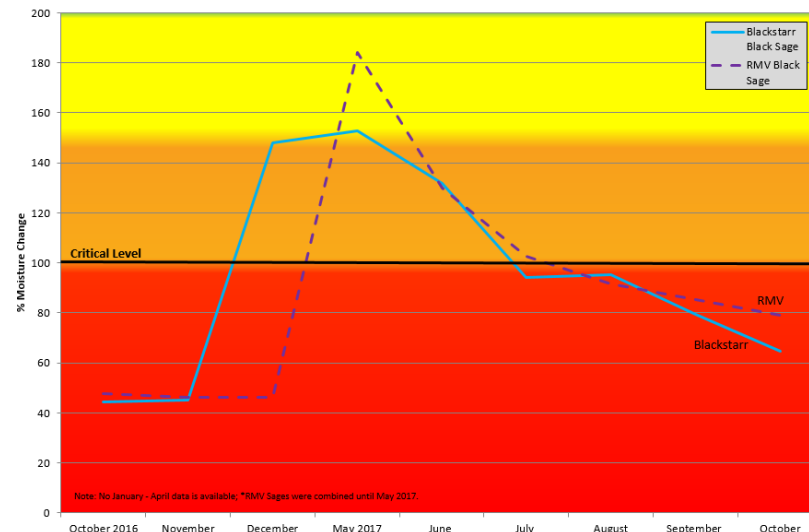
Rolling 12-Month: Rancho Mission Viejo vs. Blackstarr



- Blackstarr CA Sage edged downward, as RMV's inched upward in October 2017, but still above last year's levels.

### \*Black Sage - North vs. South

Rolling 12-Month: Rancho Mission Viejo vs. Blackstarr

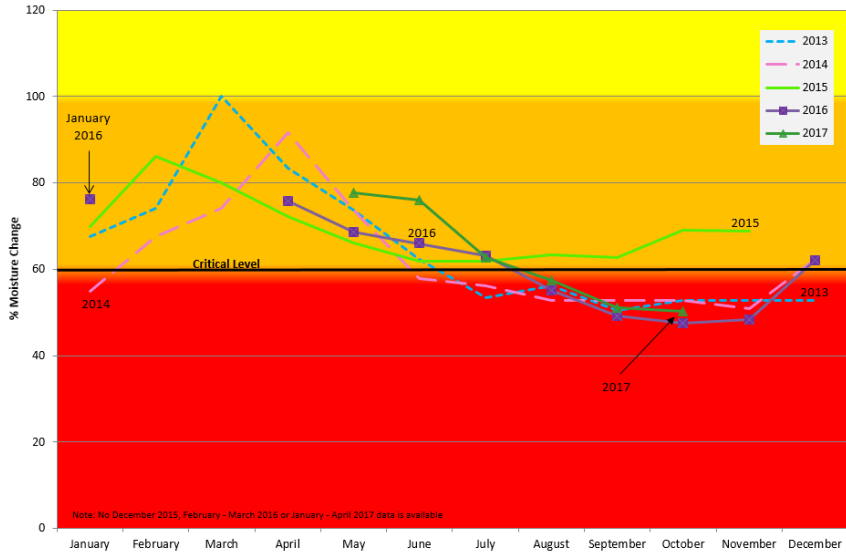


- Blackstarr's Black Sage slid more than RMV's in October 2017, but is still better than last year.

# Blackstarr: Year-Over-Year Comparisons - By Species

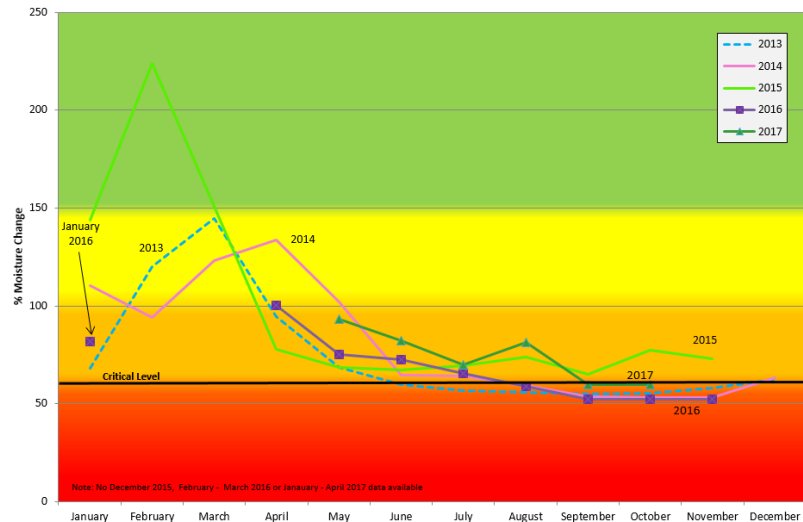
## Live Fuel Moistures: 2013 - 2017 YTD

Year-Over-Year Comparison: "Old" Chamise  
Blackstarr: 2013-2017 YTD



- October 2017 Blackstarr Old Chamise was stable vs. last month, and similar to recent years, except for 2015.

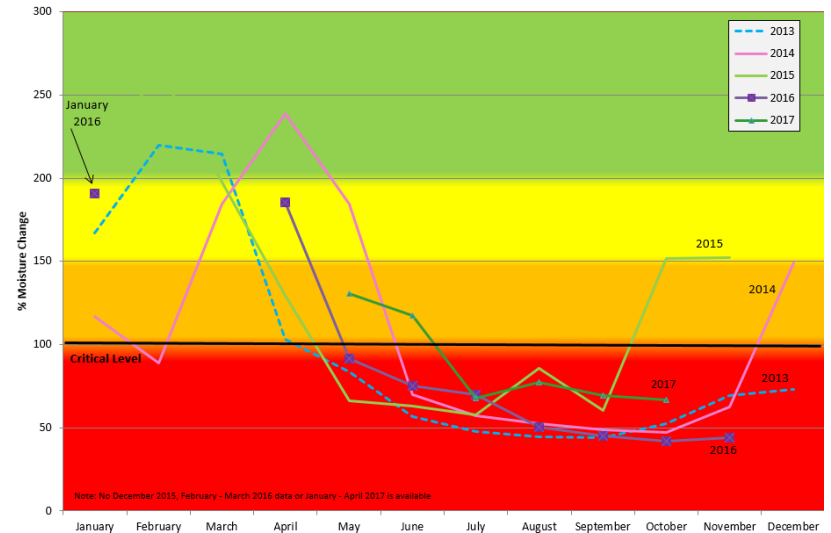
Year-Over-Year Comparison: "New" Chamise  
Blackstarr: 2013-2017 YTD



- Similarly, October 2017 Blackstarr New Chamise is on par with previous years, except for 2015.

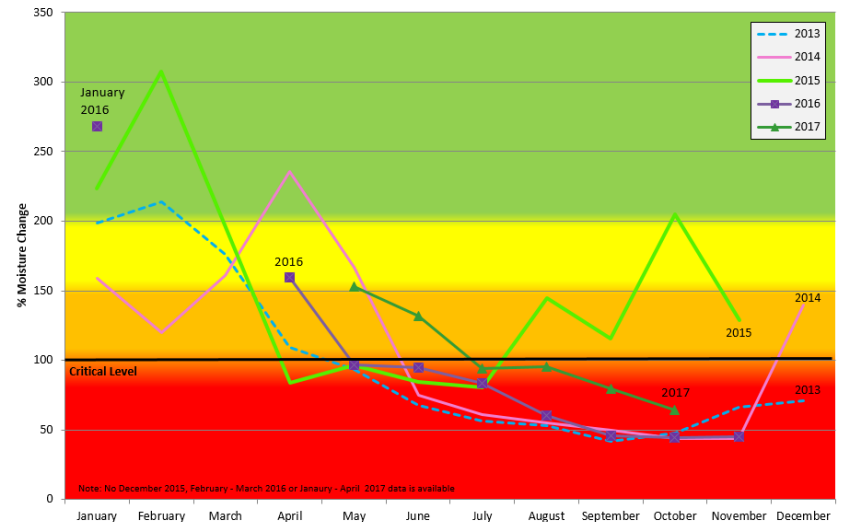
Note: RMV LFM samples began in April 2015, so no prior data available

Year-Over-Year Comparison: CA Sage  
Blackstarr 2013-2017 YTD



- Blackstarr's CA Sage dipped slightly in October 2017, but is still better than years past, excluding 2015.

Year-Over-Year Comparison: Black Sage  
Blackstarr 2013-2017 YTD

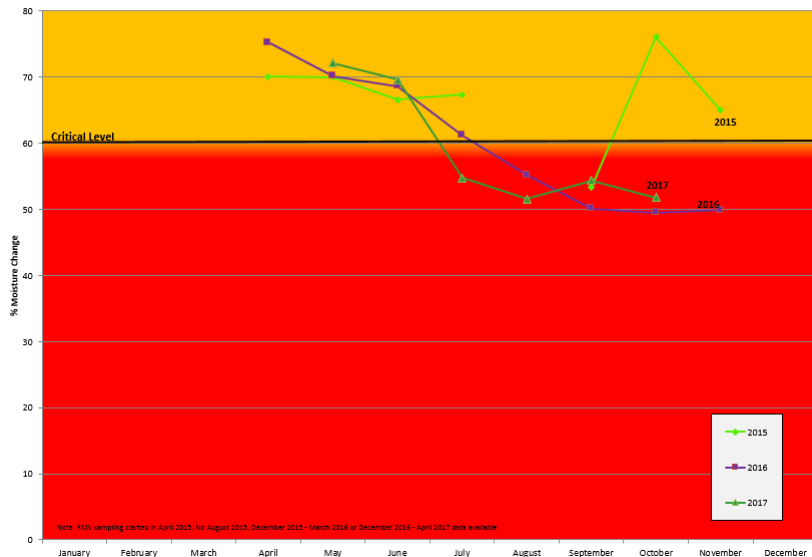


- Like CA Sage, Blackstarr's October 2017 Black Sage is Critical, but outperforms past years, except for 2015.

# Rancho Mission Viejo: Year-Over-Year Comparisons - By Species

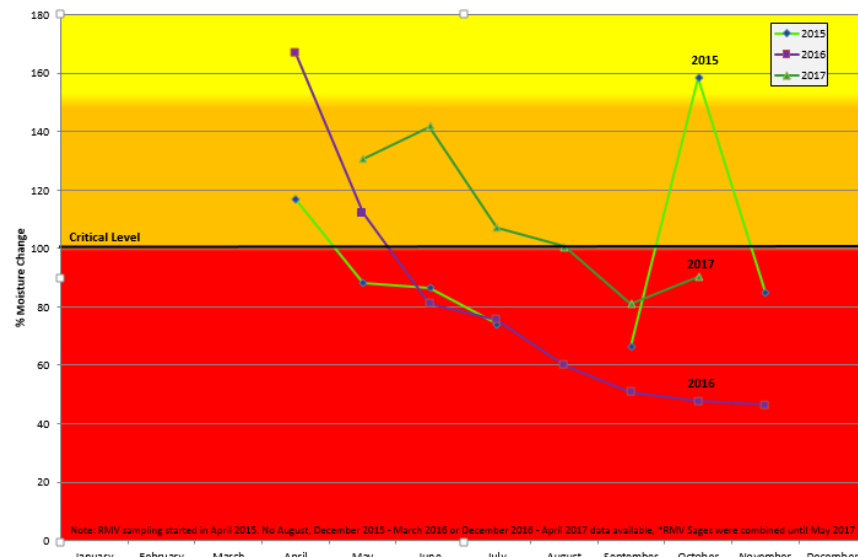
## Live Fuel Moistures: 2015 - 2017 YTD

Year-Over-Year Comparison: Old Chamise  
Rancho Mission Viejo 2015-2017 YTD



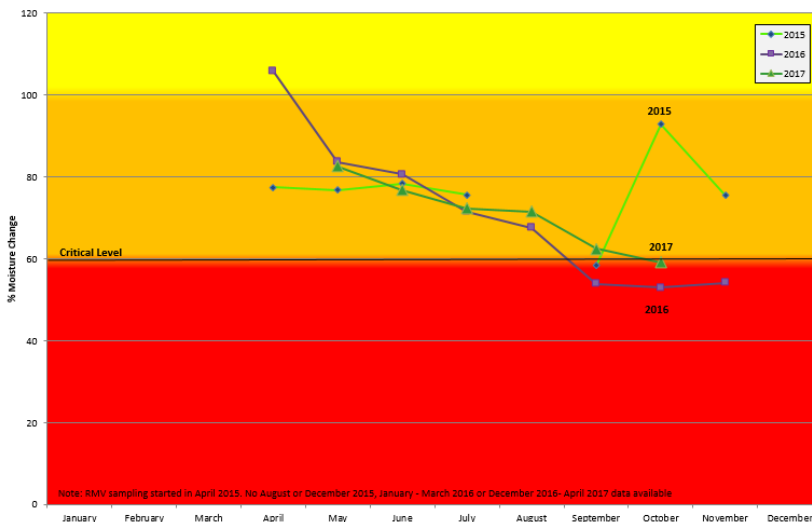
- October 2017 RMV Old Chamise slipped a bit, and is nearing 2016 levels.

Year-Over-Year Comparison: \*CA Sage  
Rancho Mission Viejo 2015-2017 YTD



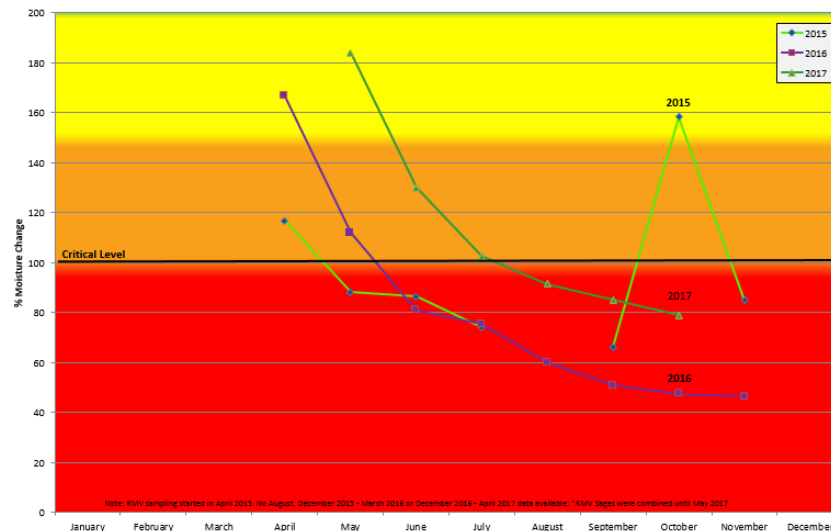
- RMV CA Sage is nowhere near either 2015 or 2016 levels in October 2017.

Year-Over-Year Comparison: New Chamise  
Rancho Mission Viejo 2015-2017 YTD



- RMV's October 2017 New Chamise is also between 2015 and 2016 levels, and only slightly below Critical.

Year-Over-Year Comparison: \*Black Sage  
Rancho Mission Viejo 2015-2017 YTD



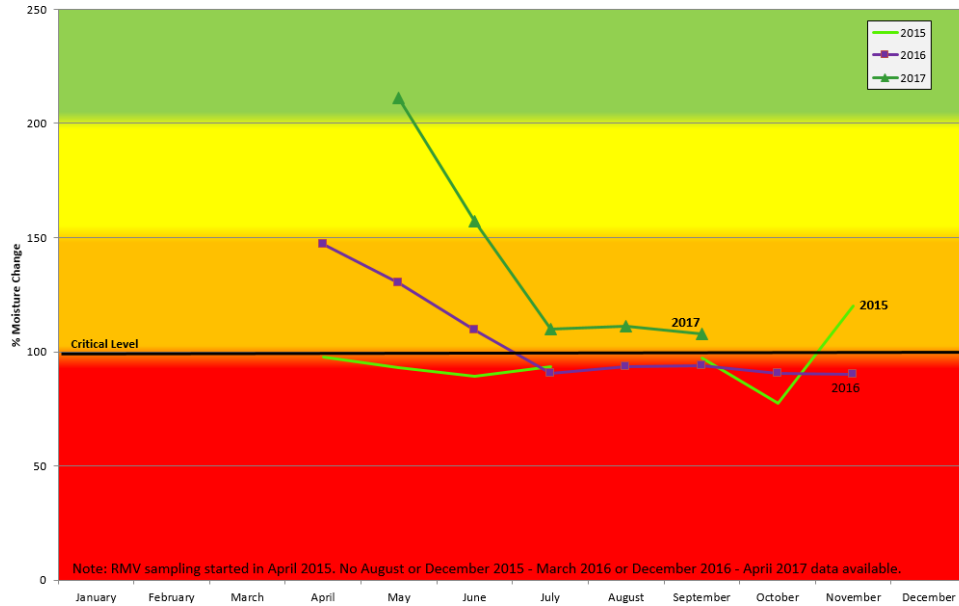
- Similarly, RMV October 2017 Black Sage lands between 2015 and 2016 too.

RMV CA and Black Sages were a combined figure until May 2017

# Rancho Mission Viejo: Year-Over-Year Comparisons - By Species (continued)

## Live Fuel Moistures: 2015 - 2017 YTD

Year-Over-Year Comparison: Sumac  
Rancho Mission Viejo 2015-2017 YTD



- Despite a slight dip, October 2017 RMV Sumac continues above the Critical zone, outperforming 2015 and 2016.

Note: RMV sampling started in April 2015. No August or December 2015 - March 2016 or December 2016 - April 2017 data available.