

CCSD Monthly Creek Monitoring

January 2019

Monthly monitoring of San Simeon Creek, Van Gordon Creek, the San Simeon Estuary, and the Evaporation Pond



by
Cleveland Biological, LLC
535 Cuesta Place
Arroyo Grande, CA 93420
805.234.3759

Cleveland Biological	
Cindy & Paul Cleveland	
	1/13/18
	9:30 AM
<u>Estuary</u>	
Comments	-0.1 receding tide. Sandbar is breached.
<u>Pedestrian Bridge</u>	
Water Depth (ft)	na
Stream Width (ft)	na
Water Temp (F)	na
Species Noted	None
Stream Type	Run
Algae % Surface/Subsurface	na
Substrate	na
Substrate embededness %	na
Comments	
<u>Van Gordon Confluence</u>	
Water Depth (ft)	2.7
Stream Width (ft)	49.5
Water Temp (F)	50
Species Noted	6 Bufflehead, 4 Mallard, 1 Coopers hawk
Stream Type	Pool
Algae % Surface/Subsurface	0/90
Substrate	Cobble, Gravel, and Silt
Substrate embededness %	90
Comments	Stage (718) 3.81.
<u>Red Legged Pool</u>	
Water Depth (ft)	2.9
Stream Width (ft)	26.5
Water Temp (F)	50
Species Noted	
Stream Type	Pool
Algae Surface/Subsurface (%)	0/90
Substrate	Cobble, Gravel, and Silt
Substrate embededness %	90
Comments	
<u>Evaporation Pond</u>	
Species Noted	54 Mallard, 9 Bufflehead, 1 Eared grebe
Water Temp (F)	54
<u>General Comments</u>	
Comments	

CCSD Monitoring January 13, 2019



Estuary



Estuary

CCSD Monitoring January 13, 2019



Estuary



Downstream, Walking Bridge

CCSD Monitoring January 13, 2019



Upstream, Van Gordon Cr



Downstream, Van Gordon Cr

CCSD Monitoring January 13, 2019



Van Gordon Cr, Water DepthNew location on North side



Van Gordon Cr, Water DepthNew location on North side

CCSD Monitoring January 13, 2019



Red Legged Pool, Upstream



Downstream, Red Legged Pool

CCSD Monitoring January 13, 2019




Red Legged Pool, Water Depth



Red Legged Pool, Water Depth

CCSD Monitoring January 13, 2019



Evaporation Pond



Evaporation Pond

CCSD Monitoring January 13, 2019



Aerial, Estuary Sandbar breached.



Aerial, Upstream

CCSD Monitoring January 13, 2019



Aerial, Downstream



Aerial, Evaporation Pond

CCSD Monitoring January 13, 2019



Aerial, Evaporation Pond

CCSD Monthly Creek Monitoring

February 2019

Monthly monitoring of San Simeon Creek, Van Gordon Creek, the San Simeon Estuary, and the Evaporation Pond



by
Cleveland Biological, LLC
535 Cuesta Place
Arroyo Grande, CA 93420
805.234.3759

Cleveland Biological	
Cindy & Paul Cleveland	
	2/17/19
	9:30 AM
<u>Estuary</u>	
Comments	5.9 ft receding tide. Sandbar is breached.
<u>Pedestrian Bridge</u>	
Water Depth (ft)	na
Stream Width (ft)	na
Water Temp (F)	na
Species Noted	None
Stream Type	Run
Algae % Surface/Subsurface	na
Substrate	na
Substrate embededness %	na
Comments	
<u>Van Gordon Confluence</u>	
Water Depth (ft)	na
Stream Width (ft)	na
Water Temp (F)	49
Species Noted	none
Stream Type	
Algae % Surface/Subsurface	
Substrate	
Substrate embededness %	
Comments	Stage (718) 4.4. Water current to swift for safe entry, therefore no measurements this month.
<u>Red Legged Pool</u>	
Water Depth (ft)	na
Stream Width (ft)	na
Water Temp (F)	49
Species Noted	
Stream Type	
Algae Surface/Subsurface (%)	
Substrate	
Substrate embededness %	
Comments	Water current to swift for safe entry, therefore no measurements this month.
<u>Evaporation Pond</u>	
Species Noted	One great blue heron, one gull, six Bufflehead
Water Temp (F)	57
<u>General Comments</u>	
Comments	

CCSD Monitoring February 17, 2019



Estuary



Estuary

CCSD Monitoring February 17, 2019



Estuary



Downstream, Walking Bridge

CCSD Monitoring February 17, 2019



Confluence, Van Gordon Cr



Confluence, Van Gordon Cr, Water Depth

CCSD Monitoring February 17, 2019



Confluence, Log jam, Van Gordon Cr



Upstream, Van Gordon Cr

CCSD Monitoring February 17, 2019



Downstream, Van Gordon Cr



Red Legged Pool, Upstream

CCSD Monitoring February 17, 2019



Downstream, Red Legged Pool



Evaporation Pond

CCSD Monitoring February 17, 2019



Evaporation Pond



Aerial, Upstream

CCSD Monitoring February 17, 2019



Aerial, Downstream



Aerial, Evaporation Pond

CCSD Monitoring February 17, 2019



Aerial, Evaporation Pond

CCSD Monthly Creek Monitoring

March 2019

Monthly monitoring of San Simeon Creek, Van Gordon Creek, the San Simeon Estuary, and the Evaporation Pond



by
Cleveland Biological, LLC
535 Cuesta Place
Arroyo Grande, CA 93420
805.234.3759

Cleveland Biological	
Cindy & Paul Cleveland	
	3/24/19
	8:30 AM
<u>Estuary</u>	
Comments	0.9 rising tide. Sandbar is breached.
<u>Pedestrian Bridge</u>	
Water Depth (ft)	na
Stream Width (ft)	na
Water Temp (F)	na
Species Noted	None
Stream Type	Run
Algae % Surface/Subsurface	na
Substrate	na
Substrate embededness %	na
Comments	
<u>Van Gordon Confluence</u>	
Water Depth (ft)	2.2
Stream Width (ft)	32.5
Water Temp (F)	52
Species Noted	none
Stream Type	Pool
Algae % Surface/Subsurface	0/90
Substrate	Cobble, Gravel, and Silt
Substrate embededness %	90
Comments	Stage (718) 3.19
<u>Red Legged Pool</u>	
Water Depth (ft)	2.5
Stream Width (ft)	33.5
Water Temp (F)	52
Species Noted	
Stream Type	Pool
Algae Surface/Subsurface (%)	0/90
Substrate	Cobble, Gravel, and Silt
Substrate embededness %	90
Comments	
<u>Evaporation Pond</u>	
Species Noted	4 Mallard, 3 Bufflehead, 2 Black pheobe, 2 Crow
Water Temp (F)	59
<u>General Comments</u>	
Comments	

CCSD Monitoring March 24, 2019



Estuary



Estuary

CCSD Monitoring March 24, 2019




Estuary



Aerial, Estuary

CCSD Monitoring March 24, 2019



Downstream, Walking Bridge



Upstream, Van Gordon Cr

CCSD Monitoring March 24, 2019



Downstream, Van Gordon Cr



Confluence, Van Gordon Cr

CCSD Monitoring March 24, 2019



Confluence, Van Gordon Cr




Van Gordon Cr, Water Depth

CCSD Monitoring March 24, 2019



Van Gordon Cr, Water Depth



Red Legged Pool, Upstream

CCSD Monitoring March 24, 2019



Downstream, Red Legged Pool



Red Legged Pool, Water Depth

CCSD Monitoring March 24, 2019



Red Legged Pool, Water Depth




Evaporation Pond

CCSD Monitoring March 24, 2019



Evaporation Pond



Aerial, Upstream

CCSD Monitoring March 24, 2019



Aerial, Downstream



Aerial, Evaporation Pond

CCSD Monitoring March 24, 2019



Aerial, Evaporation Pond

CCSD Monthly Creek Monitoring

April 2019

Monthly monitoring of San Simeon Creek, Van Gordon Creek, the San Simeon Estuary, and the Evaporation Pond



by
Cleveland Biological, LLC
535 Cuesta Place
Arroyo Grande, CA 93420
805.234.3759

Cleveland Biological	
Cindy & Paul Cleveland	
	4/21/19
	11:50 AM
<u>Estuary</u>	
Comments	1.4 rising tide. Sandbar is breached.
<u>Pedestrian Bridge</u>	
Water Depth (ft)	na
Stream Width (ft)	na
Water Temp (F)	na
Species Noted	None
Stream Type	Run
Algae % Surface/Subsurface	na
Substrate	na
Substrate embededness %	na
Comments	
<u>Van Gordon Confluence</u>	
Water Depth (ft)	0.9
Stream Width (ft)	27.5
Water Temp (F)	57
Species Noted	
Stream Type	Run
Algae % Surface/Subsurface	0/50
Substrate	Cobble, Gravel, and Silt
Substrate embededness %	50
Comments	2.51
<u>Red Legged Pool</u>	
Water Depth (ft)	1.5
Stream Width (ft)	17.5
Water Temp (F)	65
Species Noted	
Stream Type	Run
Algae Surface/Subsurface (%)	0/75
Substrate	Cobble, Gravel, and Silt
Substrate embededness %	50
Comments	
<u>Evaporation Pond</u>	
Species Noted	None
Water Temp (F)	62
<u>General Comments</u>	
Comments	

CCSD Monitoring April 21, 2019



Estuary



Estuary

CCSD Monitoring April 21, 2019



Estuary



Downstream, Walking Bridge

CCSD Monitoring April 21, 2019



Upstream, Van Gordon Cr



Downstream, Van Gordon Cr

CCSD Monitoring April 21, 2019



Confluence, Van Gordon Cr



Confluence, Van Gordon Cr

CCSD Monitoring April 21, 2019



Van Gordon Cr, Water Depth



Van Gordon Cr, Water Depth

CCSD Monitoring April 21, 2019



Red Legged Pool, Upstream



Downstream, Red Legged Pool

CCSD Monitoring April 21, 2019



Red Legged Pool, Water Depth



Red Legged Pool, Water Depth

CCSD Monitoring April 21, 2019



Red Legged Pool, Substrate



Red Legged Pool, Substrate

CCSD Monitoring April 21, 2019



Evaporation Pond




Evaporation Pond

CCSD Monitoring April 21, 2019



Aerial, Downstream



Aerial, Upstream

CCSD Monitoring April 21, 2019



Aerial, Downstream



Aerial, Evaporation Pond

CCSD Monitoring April 21, 2019



Aerial, Evaporation Pond

CCSD Monthly Creek Monitoring

May 2019

Monthly monitoring of San Simeon Creek, Van Gordon Creek, the San Simeon Estuary, and the Evaporation Pond



by
Cleveland Biological, LLC
535 Cuesta Place
Arroyo Grande, CA 93420
805.234.3759

Cleveland Biological	
Cindy & Paul Cleveland	
	5/26/19
	9:00 AM
<u>Estuary</u>	
Comments	1.37 receding tide. Sandbar is breached.
<u>Pedestrian Bridge</u>	
Water Depth (ft)	na
Stream Width (ft)	na
Water Temp (F)	na
Species Noted	None
Stream Type	Run
Algae % Surface/Subsurface	na
Substrate	na
Substrate embededness %	na
Comments	
<u>Van Gordon Confluence</u>	
Water Depth (ft)	1.6
Stream Width (ft)	29
Water Temp (F)	59
Species Noted	
Stream Type	Run
Algae % Surface/Subsurface	0/50
Substrate	Cobble, Gravel, and Silt
Substrate embededness %	50
Comments	2.56
<u>Red Legged Pool</u>	
Water Depth (ft)	1.8
Stream Width (ft)	23.5
Water Temp (F)	59
Species Noted	
Stream Type	Run
Algae Surface/Subsurface (%)	0/75
Substrate	Cobble, Gravel, and Silt
Substrate embededness %	50
Comments	
<u>Evaporation Pond</u>	
Species Noted	None
Water Temp (F)	na
<u>General Comments</u>	
Comments	Not enough water to measure temperature. Rainy weather prevented drone aerial photography.

CCSD Monitoring May 26, 2019



Estuary



Estuary

CCSD Monitoring May 26, 2019



Estuary



Downstream, Walking Bridge

CCSD Monitoring May 26, 2019



Upstream, Van Gordon Cr



Downstream, Van Gordon Cr

CCSD Monitoring May 26, 2019



Confluence, Van Gordon Cr



Confluence, Van Gordon Cr

CCSD Monitoring May 26, 2019



Van Gordon Cr, Water Depth



Van Gordon Cr, Water Depth

CCSD Monitoring May 26, 2019



Red Legged Pool, Upstream



Downstream, Red Legged Pool

CCSD Monitoring May 26, 2019



Red Legged Pool, Water Depth



Red Legged Pool, Water Depth

CCSD Monitoring May 26, 2019



Evaporation Pond



Evaporation Pond

CCSD Monitoring May 26, 2019



Birds, Evaporation Pond, Red-necked phalarope



Birds, Evaporation Pond, Red-necked phalarope

CCSD Monthly Creek Monitoring

June 2019

Monthly monitoring of San Simeon Creek, Van Gordon Creek, the San Simeon Estuary, and the Evaporation Pond



by
Cleveland Biological, LLC
535 Cuesta Place
Arroyo Grande, CA 93420
805.234.3759

Cleveland Biological	
Cindy & Paul Cleveland	
	7/1/19
	10:00 AM
<u>Estuary</u>	
Comments	3.39 rising. Sandbar is breached.
<u>Pedestrian Bridge</u>	
Water Depth (ft)	na
Stream Width (ft)	na
Water Temp (F)	na
Species Noted	Western Pond turtle
Stream Type	Run
Algae % Surface/Subsurface	na
Substrate	na
Substrate embededness %	na
Comments	
<u>Van Gordon Confluence</u>	
Water Depth (ft)	1.8
Stream Width (ft)	29
Water Temp (F)	59
Species Noted	Stickleback
Stream Type	Run
Algae % Surface/Subsurface	25/100
Substrate	Cobble, Gravel, and Silt
Substrate embededness %	50
Comments	Stage (718) 2.3
<u>Red Legged Pool</u>	
Water Depth (ft)	2.1
Stream Width (ft)	24.5
Water Temp (F)	59
Species Noted	
Stream Type	Run
Algae Surface/Subsurface (%)	0/100
Substrate	Cobble, Gravel, and Silt
Substrate embededness %	50
Comments	
<u>Evaporation Pond</u>	
Species Noted	None
Water Temp (F)	na
<u>General Comments</u>	
Comments	Crew was power washing empty plastic liner.

CCSD Monitoring July 1, 2019



Estuary



Estuary

CCSD Monitoring July 1, 2019



Estuary




Downstream, Walking Bridge

CCSD Monitoring July 1, 2019



Upstream, Van Gordon Cr



Downstream, Van Gordon Cr

CCSD Monitoring July 1, 2019



Substrate, Van Gordon Cr



Confluence, Van Gordon Cr

CCSD Monitoring July 1, 2019



Confluence, Van Gordon Cr



Van Gordon Cr, Water Depth

CCSD Monitoring July 1, 2019



Van Gordon Cr, Water Depth



Red Legged Pool, Upstream

CCSD Monitoring July 1, 2019



Downstream, Red Legged Pool




Red Legged Pool, Water Depth

CCSD Monitoring July 1, 2019



Red Legged Pool, Water Depth




Red Legged Pool, Substrate

CCSD Monitoring July 1, 2019



Evaporation Pond



Evaporation Pond

CCSD Monthly Creek Monitoring

July 2019

Monthly monitoring of San Simeon Creek, Van Gordon Creek, the San Simeon Estuary, and the Evaporation Pond



by
Cleveland Biological, LLC
535 Cuesta Place
Arroyo Grande, CA 93420
805.234.3759

Cleveland Biological	
Cindy & Paul Cleveland	
	7/25/19
	1:30 PM
<u>Estuary</u>	
Comments	2.84 rising. Sandbar is breached.
<u>Pedestrian Bridge</u>	
Water Depth (ft)	na
Stream Width (ft)	na
Water Temp (F)	na
Species Noted	Western Pond turtle
Stream Type	Run
Algae % Surface/Subsurface	na
Substrate	na
Substrate embededness %	na
Comments	
<u>Van Gordon Confluence</u>	
Water Depth (ft)	1.4
Stream Width (ft)	29
Water Temp (F)	64
Species Noted	Stickleback, Killdeer, Minnow shape fish (3", fast moving, likely a Speckled dace)
Stream Type	Run
Algae % Surface/Subsurface	25/100
Substrate	Cobble, Gravel, and Silt
Substrate embededness %	50
Comments	Stage (718) 2.05
<u>Red Legged Pool</u>	
Water Depth (ft)	1.6
Stream Width (ft)	15.5
Water Temp (F)	64
Species Noted	Stickleback, tadpoles (likely Red legged frog)
Stream Type	Run
Algae Surface/Subsurface (%)	0/100
Substrate	Cobble, Gravel, and Silt
Substrate embededness %	50
Comments	
<u>Evaporation Pond</u>	
Species Noted	
Water Temp (F)	na
<u>General Comments</u>	
Comments	No water.

CCSD Monitoring July 25, 2019



Estuary



Estuary

CCSD Monitoring July 25, 2019



Estuary



Downstream, Walking Bridge

CCSD Monitoring July 25, 2019



Upstream, Van Gordon Cr



Downstream, Van Gordon Cr

CCSD Monitoring July 25, 2019



Confluence, Van Gordon Cr




Van Gordon Cr, Water Depth

CCSD Monitoring July 25, 2019



Van Gordon Cr, Water Depth




Substrate, Van Gordon Cr

CCSD Monitoring July 25, 2019



Red Legged Pool, Upstream



Downstream, Red Legged Pool

CCSD Monitoring July 25, 2019



Red Legged Pool, Substrate



Red Legged Pool, Water Depth

CCSD Monitoring July 25, 2019



Red Legged Pool, Water Depth



Aerial, Upstream

CCSD Monitoring July 25, 2019



Aerial, Downstream



Evaporation Pond

CCSD Monitoring July 25, 2019



Evaporation Pond

CCSD Monthly Creek Monitoring

August 2019

Monthly monitoring of San Simeon Creek, Van Gordon Creek, the San Simeon Estuary, and the Evaporation Pond



by
Cleveland Biological, LLC
535 Cuesta Place
Arroyo Grande, CA 93420
805.234.3759

Cleveland Biological	
Cindy & Paul Cleveland	
	8/25/19
	8:00 AM
<u>Estuary</u>	
Comments	3.54 rising tide. Sandbar not breached.
<u>Pedestrian Bridge</u>	
Water Depth (ft)	na
Stream Width (ft)	na
Water Temp (F)	na
Species Noted	
Stream Type	Run
Algae % Surface/Subsurface	na
Substrate	na
Substrate embededness %	na
Comments	
<u>Van Gordon Confluence</u>	
Water Depth (ft)	1.6
Stream Width (ft)	28.5
Water Temp (F)	59
Species Noted	Green heron, Stickleback
Stream Type	Run
Algae % Surface/Subsurface	25/100
Substrate	Cobble, Gravel, and Silt
Substrate embededness %	50
Comments	Stage (718) 2.04
<u>Red Legged Pool</u>	
Water Depth (ft)	1.6
Stream Width (ft)	15.5
Water Temp (F)	59
Species Noted	Stickleback
Stream Type	Run
Algae Surface/Subsurface (%)	0/100
Substrate	Cobble, Gravel, and Silt
Substrate embededness %	50
Comments	
<u>Evaporation Pond</u>	
Species Noted	
Water Temp (F)	na
<u>General Comments</u>	
Comments	No water.

CCSD Monitoring August 25, 2019



Estuary



Estuary

CCSD Monitoring August 25, 2019



Estuary




Downstream, Walking Bridge

CCSD Monitoring August 25, 2019



Upstream, Van Gordon Cr



Downstream, Van Gordon Cr

CCSD Monitoring August 25, 2019



Van Gordon Cr, Water Depth



Van Gordon Cr, Water Depth

CCSD Monitoring August 25, 2019



Red Legged Pool, Upstream



Downstream, Red Legged Pool

CCSD Monitoring August 25, 2019



Red Legged Pool, Water Depth




Red Legged Pool, Water Depth

CCSD Monitoring August 25, 2019



Red Legged Pool, Substrate



Aerial, Upstream

CCSD Monitoring August 25, 2019



Aerial, Downstream



Evaporation Pond

CCSD Monitoring August 25, 2019



Evaporation Pond



Aerial, Evaporation Pond

CCSD Monitoring August 25, 2019



Aerial, Evaporation Pond

CCSD Monthly Creek Monitoring

September 2019

Monthly monitoring of San Simeon Creek, Van Gordon Creek, the San Simeon Estuary, and the Evaporation Pond



by
Cleveland Biological, LLC
535 Cuesta Place
Arroyo Grande, CA 93420
805.234.3759

Cleveland Biological	
Cindy & Paul Cleveland	
	9/22/19
	8:00 AM
<u>Estuary</u>	
Comments	3.43 receding tide. Sandbar not breached.
<u>Pedestrian Bridge</u>	
Water Depth (ft)	na
Stream Width (ft)	na
Water Temp (F)	na
Species Noted	
Stream Type	Run
Algae % Surface/Subsurface	na
Substrate	na
Substrate embededness %	na
Comments	
<u>Van Gordon Confluence</u>	
Water Depth (ft)	1.6
Stream Width (ft)	27.5
Water Temp (F)	59
Species Noted	Snowy egret, Stickleback
Stream Type	Run
Algae % Surface/Subsurface	25/100
Substrate	Cobble, Gravel, and Silt
Substrate embededness %	50
Comments	Stage (718) 2.05
<u>Red Legged Pool</u>	
Water Depth (ft)	1.7
Stream Width (ft)	19.5
Water Temp (F)	59
Species Noted	Stickleback
Stream Type	Run
Algae Surface/Subsurface (%)	0/100
Substrate	Cobble, Gravel, and Silt
Substrate embededness %	50
Comments	
<u>Evaporation Pond</u>	
Species Noted	
Water Temp (F)	na
<u>General Comments</u>	
Comments	No water.

CCSD Monitoring September 22, 2019



Estuary




Estuary

CCSD Monitoring September 22, 2019



Estuary



Downstream, Walking Bridge

CCSD Monitoring September 22, 2019



Upstream, Van Gordon Cr




Van Gordon Cr, Water Depth

CCSD Monitoring September 22, 2019



Van Gordon Cr, Water Depth



Red Legged Pool, Upstream

CCSD Monitoring September 22, 2019



Downstream, Red Legged Pool



Red Legged Pool, Water Depth

CCSD Monitoring September 22, 2019



Red Legged Pool, Water Depth



Aerial, Downstream

CCSD Monitoring September 22, 2019



Aerial, Downstream



Aerial, Evaporation Ponddefault

CCSD Monitoring September 22, 2019



Aerial, Evaporation Pond default



Evaporation Pond

CCSD Monitoring September 22, 2019



Evaporation Pond

CCSD Monthly Creek Monitoring

October 2019

Monthly monitoring of San Simeon Creek, Van Gordon Creek, the San Simeon Estuary, and the Evaporation Pond



by
Cleveland Biological, LLC
535 Cuesta Place
Arroyo Grande, CA 93420
805.234.3759

Cleveland Biological	
Cindy & Paul Cleveland	
	10/20/19
	10:00 AM
<u>Estuary</u>	
Comments	3.32 rising tide. Sandbar not breached.
<u>Pedestrian Bridge</u>	
Water Depth (ft)	na
Stream Width (ft)	na
Water Temp (F)	na
Species Noted	
Stream Type	Run
Algae % Surface/Subsurface	na
Substrate	na
Substrate embeddedness %	na
Comments	
<u>Van Gordon Confluence</u>	
Water Depth (ft)	1.3
Stream Width (ft)	30
Water Temp (F)	69
Species Noted	Green heron, Stickleback
Stream Type	Run
Algae % Surface/Subsurface	25/100
Substrate	Cobble, Gravel, and Silt
Substrate embeddedness %	50
Comments	Stage (718) 2.05
<u>Red Legged Pool</u>	
Water Depth (ft)	1.8
Stream Width (ft)	21
Water Temp (F)	69
Species Noted	Stickleback
Stream Type	Run
Algae Surface/Subsurface (%)	10/100
Substrate	Cobble, Gravel, and Silt
Substrate embeddedness %	50
Comments	
<u>Evaporation Pond</u>	
Species Noted	
Water Temp (F)	na
<u>General Comments</u>	
Comments	No water.

CCSD Monitoring October 20, 2019



Estuary



Estuary

CCSD Monitoring October 20, 2019



Estuary




Downstream, Walking Bridge

CCSD Monitoring October 20, 2019



Upstream, Van Gordon Cr



Downstream, Van Gordon Cr

CCSD Monitoring October 20, 2019




Van Gordon Cr, Water Depth



Van Gordon Cr, Water Depth

CCSD Monitoring October 20, 2019



Red Legged Pool, Upstream



Downstream, Red Legged Pool

CCSD Monitoring October 20, 2019



Red Legged Pool, Water Depth



Red Legged Pool, Water Depth

CCSD Monitoring October 20, 2019



Aerial, Upstream



Aerial, Downstream

CCSD Monitoring October 20, 2019



Evaporation Pond



Evaporation Pond

CCSD Monitoring October 20, 2019



Aerial, Evaporation Pond



Aerial, Evaporation Pond

CCSD Monthly Creek Monitoring

November 2019

Monthly monitoring of San Simeon Creek, Van Gordon Creek, the San Simeon Estuary, and the Evaporation Pond



by
Cleveland Biological, LLC
535 Cuesta Place
Arroyo Grande, CA 93420
805.234.3759

Cleveland Biological	
Cindy & Paul Cleveland	
	11/24/19
	8:30 AM
<u>Estuary</u>	
Comments	6.06 receding tide. Sandbar not breached.
<u>Pedestrian Bridge</u>	
Water Depth (ft)	na
Stream Width (ft)	na
Water Temp (F)	na
Species Noted	
Stream Type	Run
Algae % Surface/Subsurface	na
Substrate	na
Substrate embeddedness %	na
Comments	
<u>Van Gordon Confluence</u>	
Water Depth (ft)	1.9
Stream Width (ft)	30
Water Temp (F)	55
Species Noted	9 American coots, Stickleback
Stream Type	Run
Algae % Surface/Subsurface	0/100
Substrate	
Substrate embeddedness %	75
Comments	Stage (718) 2.04
<u>Red Legged Pool</u>	
Water Depth (ft)	2.2
Stream Width (ft)	25.5
Water Temp (F)	55
Species Noted	Stickleback
Stream Type	
Algae Surface/Subsurface (%)	0/100
Substrate	
Substrate embeddedness %	75
Comments	
<u>Evaporation Pond</u>	
Species Noted	
Water Temp (F)	na
<u>General Comments</u>	
Comments	No water.

CCSD Monitoring November 24, 2019



Estuary




Estuary

CCSD Monitoring November 24, 2019



Estuary




Downstream, Walking Bridge

CCSD Monitoring November 24, 2019



Upstream, Van Gordon Cr



Downstream, Van Gordon Cr

CCSD Monitoring November 24, 2019




Van Gordon Cr, Water Depth




Van Gordon Cr, Water Depth

CCSD Monitoring November 24, 2019



Red Legged Pool, Upstream



Downstream, Red Legged Pool

CCSD Monitoring November 24, 2019



Red Legged Pool, Water Depth



Red Legged Pool, Water Depth

CCSD Monitoring November 24, 2019



Red Legged Pool, Substrate




Red Legged Pool, Substrate

CCSD Monitoring November 24, 2019



Aerial, Upstream



Aerial, Downstream

CCSD Monitoring November 24, 2019



Evaporation Pond



Evaporation Pond

CCSD Monitoring November 24, 2019



Aerial, Evaporation Pond



Aerial, Evaporation Pond

CCSD Monthly Creek Monitoring

December 2019

Monthly monitoring of San Simeon Creek, Van Gordon Creek, the San Simeon Estuary, and the Evaporation Pond



by
Cleveland Biological, LLC
535 Cuesta Place
Arroyo Grande, CA 93420
805.234.3759

Cleveland Biological	
Cindy & Paul Cleveland	
	12/29/19
	8:30 AM
<u>Estuary</u>	
Comments	3.35 rising tide. Sandbar is breached.
<u>Pedestrian Bridge</u>	
Water Depth (ft)	na
Stream Width (ft)	na
Water Temp (F)	na
Species Noted	
Stream Type	Run
Algae % Surface/Subsurface	na
Substrate	na
Substrate embeddedness %	na
Comments	
<u>Van Gordon Confluence</u>	
Water Depth (ft)	1.6
Stream Width (ft)	29
Water Temp (F)	48
Species Noted	None
Stream Type	Run
Algae % Surface/Subsurface	0/0
Substrate	Cobble, Gravel, and Silt
Substrate embeddedness %	50
Comments	Stage (718) 2.91
<u>Red Legged Pool</u>	
Water Depth (ft)	2.3
Stream Width (ft)	23
Water Temp (F)	48
Species Noted	None
Stream Type	
Algae Surface/Subsurface (%)	0/0
Substrate	Cobble, Gravel, and Silt
Substrate embeddedness %	50
Comments	
<u>Evaporation Pond</u>	
Species Noted	
Water Temp (F)	48
<u>General Comments</u>	
Comments	Some water from recent rain.

CCSD Monitoring December 29, 2019



Estuary




Estuary

CCSD Monitoring December 29, 2019



Estuary



Aerial, Sandbar Breach

CCSD Monitoring December 29, 2019



Downstream, Walking Bridge



Upstream, Van Gordon Cr

CCSD Monitoring December 29, 2019



Downstream, Van Gordon Cr



Van Gordon Cr, Water Depth

CCSD Monitoring December 29, 2019



Van Gordon Cr, Water Depth



Red Legged Pool, Upstream

CCSD Monitoring December 29, 2019




Downstream, Red Legged Pool



Red Legged Pool, Water Depth

CCSD Monitoring December 29, 2019



Red Legged Pool, Water Depth




Red Legged Pool, Substrate

CCSD Monitoring December 29, 2019




Red Legged Pool, Substrate



Aerial, Upstream

CCSD Monitoring December 29, 2019



Aerial, Downstream



Evaporation Pond

CCSD Monitoring December 29, 2019



Evaporation Pond



Aerial, Evaporation Pond

CCSD Monitoring December 29, 2019



Aerial, Evaporation Pond