



CAMBRIA COMMUNITY SERVICES DISTRICT

MEETING	TIME & DATE	LOCATION
Board of Directors	1:00 PM Thursday, October 17, 2024	Cambria Veterans' Memorial Hall 1000 Main Street, Cambria, CA 93428

AGENDA

Regular Board Meeting

October 17, 2024 1:00 PM

In person at:

**Cambria Veterans' Memorial Hall
1000 Main Street, Cambria, CA 93428**

AND via Zoom at:

Please click the link to join the webinar: [HERE](#)

Webinar ID: 821 5434 1356

Passcode: 150418

Copies of the staff reports or other documentation relating to each item of business referred to on the agenda are on file in the CCSD Administration Office, available for public inspection during District business hours. The agenda and agenda packets are also available on the CCSD website at <https://www.cambriacsd.org/>. In compliance with the Americans with Disabilities Act, if you need special assistance to participate in this meeting or if you need the agenda or other documents in the agenda packet provided in an alternative format, contact the Confidential Administrative Assistant at 805-927-6223 at least 48 hours before the meeting to ensure that reasonable arrangements can be made. The Confidential Administrative Assistant will answer any questions regarding the agenda.

1. OPENING

1.A Call to Order

1.B Pledge of Allegiance

1.C Establishment of Quorum

1.D President's Report

1.E Agenda Review

2. BOARD MEMBER COMMUNICATIONS

Any Board Member may make an announcement, report briefly on his or her activities, or ask a question for clarification.

3. PUBLIC SAFETY

3.A Sheriff's Department Report

3.B CCSD Fire Chief's Report

4. PUBLIC COMMENT

Members of the public may now address the Board on any item of interest within the jurisdiction of the Board but not on its agenda today. Future agenda items can be suggested at this time. In compliance with the Brown Act, the Board cannot discuss or act on items not on the agenda. Each speaker has up to three minutes. Members of the public who wish to comment on matters before the CCSD can submit written correspondence to boardcomment@Cambriacsd.org. Note: Written correspondence will not be read into the record during the Board meeting; however, correspondence received at least one hour prior to the meeting commencement will be forwarded to the Board of Directors and posted on the District's website as part of the official meeting record. Your comments and information will become part of the official public record. If you do not want your personal information included in the official record, please do not include your address and/or phone number.

5. MANAGER REPORTS

5.A General Manager's Report

5.B Facilities & Resources Manager's Report

5.C Finance Manager's Report

5.D Utilities Report

6. CONSENT AGENDA

All matters on the consent calendar are to be approved by one motion. If Directors wish to discuss a consent item other than simple clarifying questions, a request for removal may be made. Such items are pulled for separate discussion and action after the consent calendar as a whole is acted upon.

6.A Consideration to Adopt the September 2024 Expenditure Report

6.B Consideration to Adopt the September 12, 2024 and September 19, 2024 Regular Meeting Minutes

6.C Consideration of Approval of the CCSD's Climate Adaptation Policy Number 1060

7. FUTURE AGENDA ITEM(S)

This is an opportunity to request a formal agenda report be prepared and the item placed on a future agenda. No formal action can be taken except to direct the General Manager to place a matter of business on a future agenda by majority vote.

8. ADJOURN TO CLOSED SESSION

**8.A PUBLIC EMPLOYEE PERFORMANCE EVALUATION, Pursuant to Government Code Section 54957(b)(1)
Title: General Manager**

CAMBRIA Community Services District

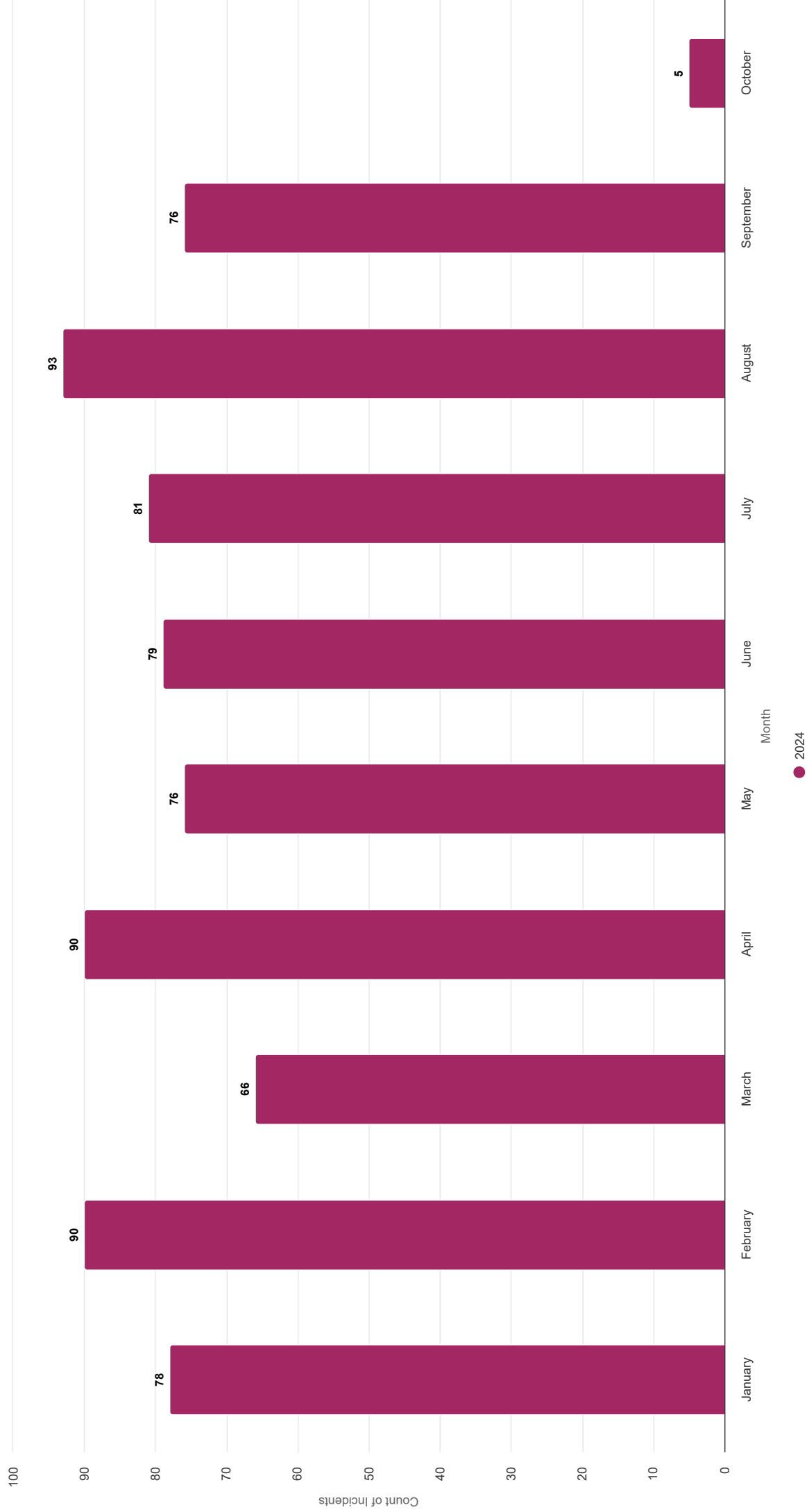
Tuesday, October 1, 2024

Time Period: (Month)	Sept 1-Sept 30, 2024	Avila	Cayucos	Cambria	Los Osos	San Simeon
Calls For Service:	254	29	35	53	65	16
CFS: Last Year	229	29	31	45	77	21
Assault/Battery:						
CFS	2					
Disturbance:						
CFS	18					
Burglary:						
CFS	2					
Theft:						
CFS	8					
Vandalism						
CFS	1					
Mail Theft:						
CFS	0					
Phone Scam:						
CFS	2					
Suspicious Circs:						
CFS	9					
Enforcement Stops:						
CFS	19					
Preventative Patrol Activity:						
CFS	12					

Notable:

Incidents by Month

Jan 01, 2024 to Dec 31, 2024



Monthly Call Volume Year over Year
 Jan 01, 2023 12:00 AM to Oct 03, 2024 07:08 AM



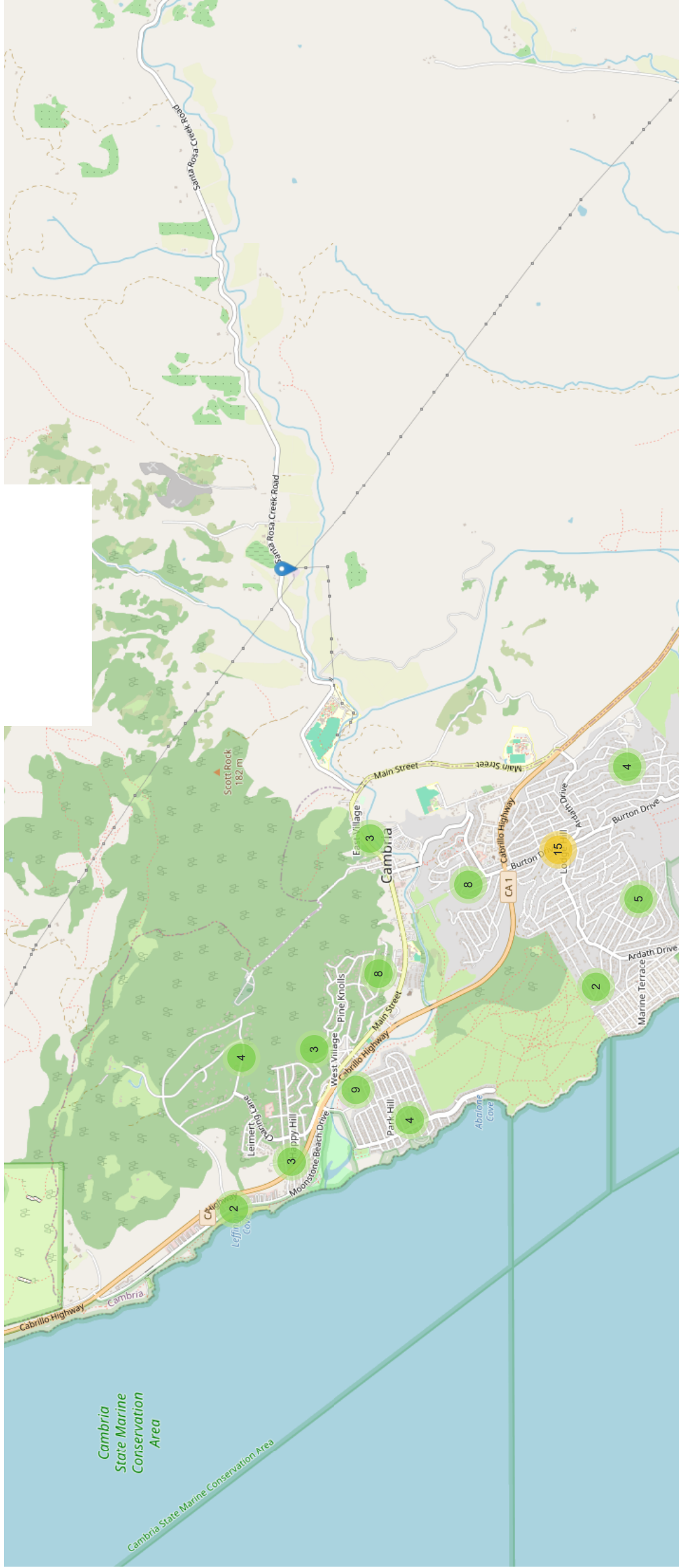
Month Name	2024		2023		YTD % Change
	Grand Total - Current	% of Total Incidents - Current	Grand Total - Previous	% of Total Incidents - Previous	
January	78	11.00%	126	16.00%	-38.10%
February	90	12.00%	90	11.00%	0.00%
March	66	9.00%	80	10.00%	-17.50%
April	90	12.00%	96	12.00%	-6.25%
May	76	10.00%	89	11.00%	-14.61%
June	79	11.00%	71	9.00%	11.27%
July	81	11.00%	83	10.00%	-2.41%
August	93	13.00%	67	8.00%	38.81%
September	76	10.00%	84	11.00%	-9.52%
October	5	1.00%	7	1.00%	-28.57%
Grand Total	734	100.00%	793	100.00%	-7.44%

Incidents by Category and Month
 Jan 01, 2023 12:00 AM to Oct 03, 2024 07:08 AM



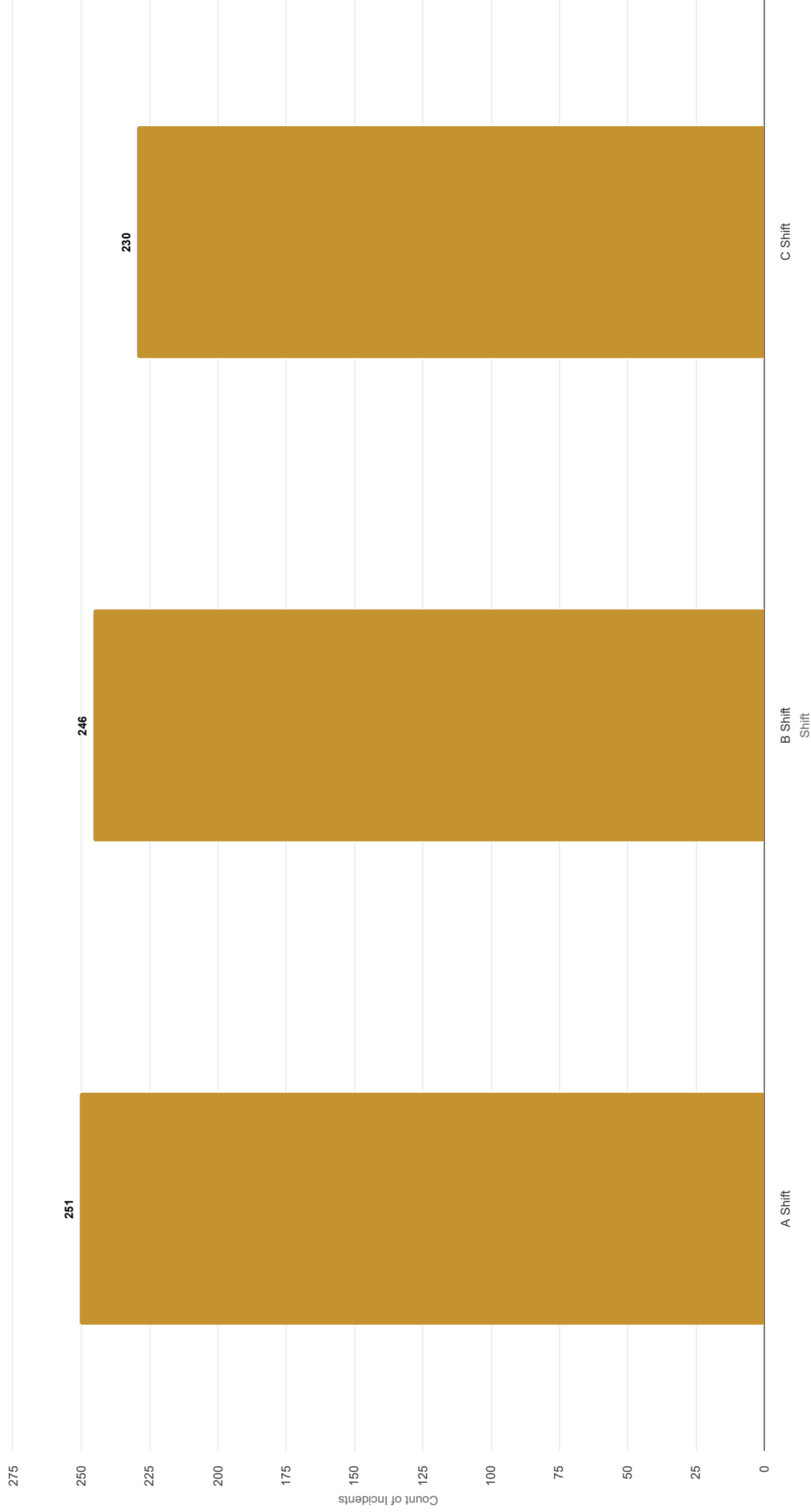
Incident Type Category	2024												2023		YTD % Change
	Jan	Feb	Mar	Apr	May	Jun	Jul	Aug	Sep	Oct	Grand Total - Current	% of Total Incidents - Current	Grand Total - Previous	% of Total Incidents - Previous	
1 - Fire	2	0	0	1	1	1	3	1	1	0	10	1.00%	12	2.00%	-16.67%
2 - Overpressure Rupture, Explosion, Overheat (No Fire)	0	0	0	0	0	0	0	2	0	0	2	0.00%	2	0.00%	0.00%
3 - Rescue & Emergency Medical Service Incident	42	41	42	62	50	52	54	65	49	3	460	63.00%	413	52.00%	11.35%
4 - Hazardous Condition (No Fire)	3	11	4	0	4	0	0	1	1	0	24	3.00%	28	4.00%	-14.29%
5 - Service Call	12	14	5	6	8	4	4	8	11	1	73	10.00%	121	15.00%	-39.67%
6 - Good Intent Call	13	12	10	13	9	15	15	11	10	1	109	15.00%	151	19.00%	-27.81%
7 - False Alarm & False Call	4	2	4	5	3	7	3	5	4	0	37	5.00%	33	4.00%	12.12%
8 - Severe Weather & Natural Disaster	1	10	1	3	1	0	2	0	0	0	18	2.00%	30	4.00%	-40.00%
Grand Total	77	90	66	90	76	79	81	93	76	5	733	100.00%	790	100.00%	-7.22%

Scene Locations of Incidents N = 76 Sep 01, 2024 to Sep 30, 2024



Incidents by Shift

Jan 01, 2024 to Dec 31, 2024



C Shift

B Shift
Shift

A Shift

3B

Incidents by Day and Hour

Sep 01, 2024 to Sep 30, 2024

Day of Week	0000	0100	0200	0300	0400	0500	0600	0700	0800	0900	1000	1100	1200	1300	1400	1500	1600	1700	1800	1900	2000	2100	2200	2300
Sunday	1	0	0	0	0	0	1	0	0	0	0	1	2	0	1	0	2	1	0	1	1	0	0	0
Monday	0	0	1	0	0	0	0	2	1	2	1	3	1	2	0	2	0	0	0	1	0	2	0	1
Tuesday	0	0	0	0	0	0	1	0	0	0	0	0	2	1	1	2	0	0	0	1	0	1	0	1
Wednesday	0	1	0	0	0	0	0	1	1	1	0	1	1	1	1	0	1	0	0	0	0	0	0	1
Thursday	1	0	0	0	0	1	0	0	2	0	0	0	0	0	0	0	0	0	2	1	1	1	0	0
Friday	0	0	0	0	1	0	0	0	0	0	0	0	3	2	0	0	1	0	1	0	0	1	0	0
Saturday	0	0	0	0	0	0	1	0	0	0	0	0	2	1	1	1	0	1	0	1	0	0	0	0

Number of Patients	
City of Residence: (None)	9
City of Residence: Bakersfield	1
City of Residence: Cambria	51
City of Residence: Murrieta	1
City of Residence: Oceano	1
City of Residence: Sierra Madre	1
City of Residence: Tulare	1

CAMBRIA COMMUNITY SERVICES DISTRICT

TO: Board of Directors

AGENDA NO. **5.A.**

FROM: Matthew McElhenie, General Manager

Meeting Date: October 17, 2024

Subject: General Manager's Report

The District continues to provide water, wastewater collection and treatment, emergency response, facilities, and administrative services. In addition to the District's daily operations and strategic objectives being updated biweekly on our [website](#), the following is an update on some of our ongoing projects and activities.

Our District has been working diligently to address the needs of our community, and I'm proud to highlight some key accomplishments that reflect our commitment to service, sustainability, and innovation. One of our primary focuses has been improving our water and wastewater systems to ensure long-term reliability and environmental responsibility. Over the past six months, we have significantly upgraded our infrastructure, including critical maintenance and modernization efforts. Most notably, we have successfully started the initial phases of our Advanced Metering Infrastructure (AMI) water meter upgrades. AMI is an integrated equipment, communications, and information management system for utilities to collect customer water usage data remotely in real-time.

Additionally, The CCSD has taken significant steps toward sustainability. This includes acquiring our first electric vehicle, the Ford F150 Lightning, which will be outfitted for our Utilities Department over the next few months (more details below). This is just one example of how we are embracing innovative solutions to reduce our carbon footprint and operate more efficiently.

We are excited to share an update on a project that has generated a lot of enthusiasm within our community: the Cambria Skate Park. Over the past several months, the Cambria Community Services District has worked closely with local stakeholders to make this long-awaited skate park a reality. We have made significant strides in the skate park's planning and design phases. Our team has been collaborating with experienced designers and community members to ensure the park meets the needs of skaters of all ages and skill levels. Sponn Ranch was awarded the RFP for Consultant Services for the design & construction documents for the Cambria Skatepark. One of the key steps in this project is securing the necessary permits and completing the environmental review process. I'm pleased to report that we are progressing well in this area, and we remain committed to ensuring that the skate park is developed in an environmentally responsible manner. This includes considering drainage, vegetation preservation, and minimizing any impact on nearby areas.

The [Skate Park Project](#) has seen strong support from the Cambria community, and we continue to explore funding opportunities to make this project a reality. We are working on a combination of funding that includes a District committed \$178,000 towards the preliminary costs of the Skate Park project. The costs are shared with Cambria Community Council, documented in an MOU, last updated and approved by the Board on May 11, 2023. The District submitted the Land and Water Conservation Fund grant application on June 1, 2023, for 600,000. We were one of 16 agencies to be selected to move forward for federal review, and upon review competition, funding is expected in the 1st quarter of 2025. Lastly, we have a very passionate group, Skate Cambria, continuing its community fundraising efforts.

In the coming months, we will focus on receiving the construction documents, completing the permitting process, and securing additional funding. We look forward to breaking ground soon and will continue to keep you informed as we progress through each phase of the project. This skate park will be a wonderful addition to our community, offering a safe and vibrant space for recreation and bringing families and neighbors together. We appreciate your continued support and excitement as we make this vision a reality.

Administrative & Finance Departments

Meet General Manager

On Monday, October 21, 2024, from 8:30 a.m. to 7:00 p.m., I will be working out of the Cambria Veterans' Memorial Hall and would love to meet you and hear your thoughts on everything, Cambria. We will provide coffee and snacks, and as always, we welcome your feedback and ideas. If you have any concerns, please don't hesitate to contact me or any of our management team.

Cambria Community Services District Administrative Office Relocation

On September 19, 2024, the Board of Directors unanimously approved Resolution 32-2024 approving a First Amendment to Lease Agreement with Linnvestments, LLC ("Linnvestments"), for the CCSD Administrative Office, located at 2150 Main Street, #1-A, Cambria, from October 1, 2024, through September 30, 2034.

The CCSD administrative office's new address is 2150 Main Street #1-A, Cambria, CA 93428, effective October 31, 2024.

Key Details:

- **Current Office Closure Dates at 1316 Tamsen Street, Suite 201:** October 22, 2024, at 4:00 p.m., through October 30, 2024
- **New Office Opening Date at 2150 Main Street, Suite #1-A:** October 31, 2024
- **New Administrative Office Address:** 2150 Main Street, #1-A, Cambria, CA 93428
- **Mailing Address:** PO Box 65 Cambria, CA 93428 (no change)

During the transition period of October 22, 2024, at 4:00 p.m., through October 30, 2024, there might be brief interruptions in our services. We apologize for any inconvenience this may cause and appreciate your understanding and patience. Our phone numbers and email addresses will remain the same, and you can continue to reach us at (805) 927-6223 or <https://www.cambriacsd.org/contact-ccsd-staff>.

Facilities & Resources Department

Maintenance Technician Recruitment

The Cambria Community Services District is currently accepting applications for one vacancy in the Facilities & Resources Department for the Maintenance Technician position. This recruitment is open until the needs of the District are met. For more information, please visit our [website](#).

We are excited to announce that Eduardo Alvarez, our newest member, has joined us as a maintenance technician in the Facilities & Resources Department. We are confident that his skills and dedication will support our district's goals and deliver exceptional service to our staff and the community.

Cambria Fire Department

Meet Fire Chief

On Monday, October 21, 2024, from 9:00 a.m. to 12:00 p.m., Fire Chief Michael Burkey will be working out of the Cambria Veterans' Memorial Hall and would love to meet you and hear your thoughts on anything related to the Cambria Fire Department.

SAFER Firefighter Paramedic or SAFER Firefighter EMT Recruitment

The Cambria Community Services District is currently accepting applications for the SAFER Firefighter Paramedic or SAFER Firefighter EMT-1 position. This recruitment will remain open until the district's needs are met. For more information, please visit our [website](#).

Reserve Firefighter Recruitment

The Cambria Community Services District is currently accepting applications for the Reserve Firefighter position. This recruitment will remain open until the district's needs are met. For more information, please visit our [website](#).

Water & Wastewater Departments

First CCSD-Owned Electric Vehicle

As part of our ongoing commitment to sustainability, we are thrilled to announce the recent arrival of the district's first electric vehicle, the Ford F150 Lightning. This marks a significant step toward transitioning to a more environmentally friendly fleet. The truck will serve as a dedicated water and wastewater vehicle. It will take a few weeks to fully outfit the truck with the necessary modifications and equipment to support our district operations. Once ready, this electric vehicle will help reduce emissions and improve our services' efficiency and reliability.

Public Record Requests

The Cambria Community Services District has received four Public Record Requests since September 12, 2024.

Date	Name	Public Record Request	District Response Date	District Response
9/15/2024	Michael Calderwood	Records of Cambria Fire Department inspections, violation notices, remediations if any, and associated documentation concerning the facilities owned and operated by the Cambria Community Healthcare District on Main Street.	9/25/2024	The Cambria Fire Department inspection records, emails, and letters for the Cambria Healthcare District have been uploaded to One Drive.
9/16/2024	Julie Volkmar, with Chain, Cohn, Clark	We are looking for a Fire Incident Report for an auto accident that occurred on May 19, 2024. Attached is a formal letter and our client's authorizations.	9/18/2024	The Cambria CSD Fire Department San Luis Obispo County EMSA Print Report and NFIRS-1 Basic Report are attached.
9/26/2024	Holly and Ed Hoffer	We request the incident report for the response cambria fire department made to the fire that occurred on september 23, 2024 in the kitchen of our home at 975 northampton street, cambria, ca 93428. our insurance company, usaa, requires us to submit the report as part of the insurance settlement process. thank you for your assistance.	9/26/2024	The Cambria CSD Fire Department NFIRS-1 Basic Report is attached.
9/27/2024	Tim Borden	I noticed in the proposed budget for fiscal year 2024/2025 that \$15,000 has been allocated for Ballistic Vests for Active Shooter response under the Fire Department Projects. Please provide the number of units and cost per unit that will be purchased. Also, which rank and how many per rank within the Department will be issued a vest? Is there a written training policy and training for the use of these vests?	10/1/2024	Public Records Act requests are limited to seeking identifiable documents and not answering questions. Therefore, I have attached the two invoices that are responsive to your request. There are no other documents that are responsive to your request. The district is currently working with Lexipol to create a Fire Policy Manual & Daily Training Bulletins with Supplemental Publication Service and Fire Operations Procedures for the Cambria Fire Department.

BOARD OF DIRECTORS MEETING – OCTOBER 17, 2024

FINANCE MANAGER’S REPORT

EXPENDITURE REPORT FOR THE MONTH OF SEPTEMBER 2024

The Expenditure Report for September 2024 is being submitted to the CCSD Board of Directors in today’s meeting (see Agenda Item 6.A.). The report includes a detailed listing and monthly sub-total for each Accounts Payable Vendor and a summary of each department’s monthly expenditures.

CCSD DIRECTOR MEETINGS & COMPENSATION FOR THE MONTH OF SEPTEMBER 2024

CCSD Directors may receive compensation of \$100 for each meeting attended, up to a maximum compensation of \$600 each month, per the CCSD Board Bylaws. The table below shows the meeting month being compensated for, the number of meetings attended for the month of compensation, and the total compensation paid in March for each CCSD Director.

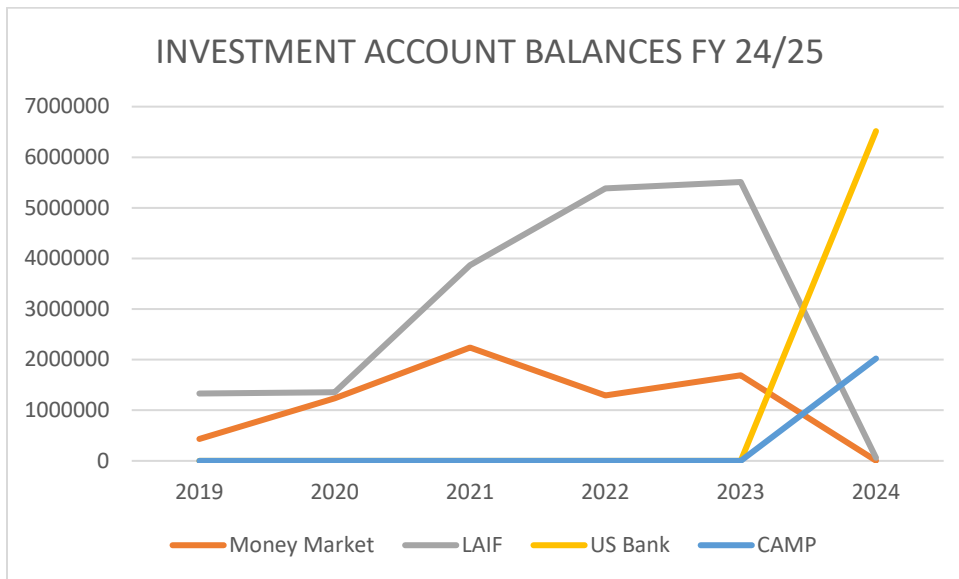
Director Name	Meeting Month	Number of Compensated Meetings	Amt Per Meeting	Total
Farmer, Harry			\$ 100.00	\$ -
Thomas, Michael	AUGUST	3	\$ 100.00	\$ 300.00
Scott, Debra			\$ 100.00	\$ -
Dean, Karen			\$ 100.00	\$ -
Gray, Tom			\$ 100.00	\$ -
Total		3		\$ 300.00

AVAILABLE CASH BALANCES AS OF SEPTEMBER 30, 2024

The total available cash is listed as follows:

Account Type - Operating	Balance
Main Checking	\$ 122,854.58
Total	\$ 122,854.58
Account Type - Investments	Balance
Money Market	\$ 4,427.21
Local Agency Investment Fund (LAIF)	\$ 60,329.02
CAMP	\$ 1,740,126.33
US Bank - Investment Fund	\$ 6,645,624.58
Total	\$ 8,450,507.14

Available cash is the balance in the Main Checking Account and the Investment Funds. As of September 30, 2024, the total available cash was \$8,573,361.72



The total available cash in all restricted accounts is listed as follows:

Account Type (Restricted)	Balance
The Bank of New York Mellon	\$ 7,820,757
Payroll	\$ 21,428.23
Veterans Hall	\$ 14,859.56
Health Reimbursement Account (HRA)	\$ 65,342.25
Total	\$ 7,922,387.04

Currently, the CCSD has adequate resources to meet its cash commitments. Staff will continue to be frugal in purchases, postpone non-critical purchases, and carefully monitor their respective budget(s).

In late January 2021, CCSD facilities and equipment were damaged by significant rain and windstorm activity. The staff has continued working with the County of San Luis Obispo Office of Emergency Services and the State-CALOES to recover eligible costs. The State-CALOES staff met with CCSD staff and toured the damaged sites in early December 2021. The staff is working with State-CALOES on cost recovery efforts, and damage assessment reports are routed through the State-CALOES approval process.

To date, State-CALOES has approved the following projects for reimbursement:

Fund	Department	Description	Amount	75% OES Reimb	10% Admin	Total
GF	F&R	Rodeo Grounds Entrance Gate	5,705.00	4,278.75	427.88	4,706.63
GF	F&R	Santa Rosa Creek Trail	6,957.00	5,217.75	521.78	5,739.53
GF	F&R	Building, Shed, Fence	51,704.00	38,778.00	3,877.80	42,655.80
GF	Fire	Fencing Around Station	3,725.00	2,793.75	279.38	3,073.13
		Total	68,091.00	51,068.25	5,106.83	56,175.08

San Luis Obispo County has been included in the Major Disaster Declaration, FEMA-4699, for the March 2023 storms. District staff meets with FEMA weekly to submit projects for reimbursement regarding the March 2023 storm damage.

The following is the Bank of New York Mellon account activity for the SST projects.

Utilities Report for Department Activities September 2024

5D

Wastewater Treatment Plant (“WWTP”) Report

Wastewater Personnel Notes:

Collections operator Aaron Moe has received his Class B commercial driver’s license.

Our new collections operator, Christien McManus, has completed his commercial driver’s license training.

Tim Omarr, one of our Grade II WWTP operators, has retired after working for the CCSD for nine years. We thank him for his service and wish him well.

Arthur Garney passed the State Water Resources Control Board Wastewater Grade III exam. Arthur is the CCSD’s only triple-certified Grade 3 operator holding certification in each discipline: Drinking Water Treatment, Drinking Water Distribution, and Wastewater Treatment.

WWTP Maintenance and Repairs

Valve Repair

Replaced valve operator on “Tee” valve for effluent ponds 2 & 3. This required isolating the effluent pump station for 2 days, setting up a confined space entry, removing the existing valve operator, and aligning the valve stem, and creating a new operator mechanism.



Utilities Report for Department Activities September 2024

5D

Wastewater Treatment Plant (“WWTP”) Report (Continued)

Material Removal:

The de-ragging unit continues to experience multiple issues with fibers clogging the screen. This issue causes influent to overflow into the bypass which then requires pressure washing of the unit several times. The Wastewater Team would like to remind the public to ensure that only wash water, dishwater, toilet paper and biological waste should be disposed of via the sewer system. Items such as disposable wipes, grease, coffee grounds and dental floss should never be sent down the drain.

In addition to the de-ragging unit, the rotating assembly of Pump 1 at Lift Station B1 was also found to be packed with rag/fabric material.

The Wastewater Team would like to suggest that an email and mailer be sent to all permanent residents as a reminder of what not to dispose of via their drains and toilets. Additionally, we’d like to suggest that reminder cards with this information be provided to vacation rental properties so that visitors are aware of this issue as well.



Utilities Report for Department Activities September 2024

5D

Wastewater Treatment Plant (“WWTP”) Report (Continued)

SST Program Update

SST Project Energy Conservation Modules (ECM) Updates

ECM-1 Influent Flow Equalization

- Piping supports and spot repairs to the tank must be performed before exterior coating.
- Established a bypass route for flow during installation.

ECM-2 Influent Lift Station Modifications

- Requested baffle be removed from ECM, and remaining budget be applied to Lift Station B4.

ECM-3 Modified Ludzak-Ettinger (MLE) Process Upgrade

- Solidify one-train operation procedures for design configuration.
- Baffle, fine-bubble diffusers, and MLE blower submitted and approved.
- Dissolved oxygen (DO) and oxidation-reduction potential (ORP) probes were submitted.
- Received and reviewed the MLE-blower process control description.
- Received and reviewed recirculation pump control description.

SST Project Energy Conservation Modules (ECM) Updates

ECM 4 – Blower System Improvements

Blower submittal has been approved.

- Reviewed process instrumentation (including air flow meters and dissolved oxygen probes).
- SST project can afford only one blower sized for the aeration basins. Develop a procedure to run back-up blowers upon primary blower failure.

ECM-5 RAS and WAS Pumping Improvements

ECM-7 & ECM-8 Electrical Upgrades and Backup Power

- Main plant generator submittal approved.
- Meter section has been approved by PG&E.
- Developing procedures for installing new electrical distribution while providing alternate power sources for running the plant.

Utilities Report for Department Activities September 2024

5D

Wastewater Treatment Plant (“WWTP”) Report (Continued)

Collections System Inspection and Cleaning

This month's goal was to prepare the collection system for wet weather. This process included inspecting sump pumps in all dry wells. Batteries were replaced for all Sensophones (telephone-based alarm systems) at each of the lift stations. Belts, pumps, generators, and instrumentation were checked.

Lift Station A1 was opened to inspect the check valves for pumps 1 and 2. As with the de-ragging unit and Lift Station B1, significant rags and debris were removed from the check valves.



Utilities Report for Department Activities September 2024

5D

Wastewater Treatment Plant (“WWTP”) Report (Continued)

Jetting Data – September 2024

Activity Date	Street	Type	Length (Dynamic) (ft)
9/24/2024	Ramsey Canyon Easement	Trunk	54
9/24/2024	Ramsey Canyon Easement	Trunk	286.3
9/24/2024	Ramsey Canyon Easement	Trunk	358.2
9/24/2024	Sunbury Ave	Sewerline	243.3
9/24/2024	Sunbury Ave	Sewerline	136.8
9/24/2024	Sunbury Ave	Sewerline	193.2
9/24/2024	Warwick St.	Sewerline	270.2
9/25/2024	Fern Dr.	Sewerline	340.9
9/25/2024	Fern Dr	Sewerline	376.7
9/24/2024	Gaines St.	Sewerline	325.8
9/24/2024	Gaines St.	Sewerline	220.2
9/24/2024	Fallbrook St.	Sewerline	367.1
9/24/2024	Fallbrook St.	Sewerline	173.8
9/24/2024	Canterbury Ln.	Sewerline	233.4
9/24/2024	Canterbury Ln.	Sewerline	214.7
9/24/2024	Canterbury Ln.	Sewerline	95.4
9/24/2024	Sunbury Ave.	Sewerline	212.9
		Total	4102.9

Utilities Report for Department Activities September 2024

5D

Water Department Report

Leak Reports and Repairs – Warren Road

The Water Department was notified of water surfacing on Warren Road. Staff responded to the site and located the service line failure underground by locating equipment. Scheduling was immediately begun to replace the failing water line from the main to the meter. An Underground Service Alert went out to notify other utilities of the dig site. Due to the presence of high-pressure gas mains, two of which run through the excavation site, mandatory coordination with SoCalGas was required with a SoCalGas representative onsite while excavation occurred.

Staff utilized soft excavation with the vac trailer to potholes within the tolerance zones to confirm locations of the natural gas pressured mains before making the potable water service line replacement.



Utilities Report for Department Activities September 2024

5D

Water Department Report (Continued)

Leak Reports and Repairs – Warren Road

Water Staff found the first high-pressure main, but after 3 hours of potholing, they never found the second gas main. As an alternative to mechanical back-hoe excavation, they completed the trench with the vac trailer.

Staff operated our backhoe to trench the remainder of the service run, where no other underground utilities were obstructing, and around the water main. The trench was over 35 feet in length.



The first task is to coordinate with the County Roads Department to notify them of a road shutdown before trenching across the width of a street or road. Traffic control and road signage allowed staff to detour vehicles around the site while work was being performed.

Additionally, we must meet compliance by obtaining an annual SLO County Public Works Blanket Encroachment permit. This permit requires compaction testing of the back-filled excavation location, which was completed on the same day. The Water Department staff passed compaction, with multiple spots analyzed and readings greater than 95% compacted.

Utilities Report for Department Activities September 2024

5D

Water Department Report (Continued)

Leak Reports and Repairs - Wellington Line Replacement

The Water Department performed additional service line replacement during the month. Wellington Drive was the most recent site for leak repair.

Underground utilities were located, and excavation began. Once exposed, staff recognized that the water line ran through a brand-new driveway and crossed over a gas line. To add to the complexity of the repair, the site was full of pine tree roots.



Utilities Report for Department Activities September 2024

5D

Water Department Report (Continued)

Leak Reports and Repairs - Wellington Line Replacement

Two water lines were in the area, one of which had known prior leaks. Staff decided to replace the lines and delete one service. A larger 1" diameter service was installed to provide adequate flow to both service addresses.

To overcome the site challenges, the vac trailer was used to expose the two water lines below grade within the roots. Mechanical backhoe trenching would have been quicker, but it would have incorporated the risk of damaging the gas line entangled in the pine tree roots.



Utilities Report for Department Activities September 2024

5D

Water Department Report (Continued)

Leak Reports and Repairs - Wellington Line Replacement

Staff struggled to shut the corporation stop as the deterioration from electrolysis from using dissimilar metals in the interconnection was prevalent.

Staff had to come back one more day to replace the saddle. Homeowners were notified of a scheduled water shutdown on the 400 block of Wellington, and the saddle was replaced. When rusty saddles are encountered, they must be replaced. Corrosion will continue to disintegrate the structural integrity of the malleable brass saddle, deteriorating through the saddle bolts. When the bolts corrode, nothing holds the saddle onto the water main.



Utilities Report for Department Activities September 2024

5D

Water Department Report (Continued)

AMI installation

Water staff continued installing AMI endpoint units. However, the installation process has been extended due to the need to clear overgrown brush and objects around meters to gain access. The Water Department requests that the public keep the area around their water meter clear of obstructions.

Zero Emissions Vehicle

As part of our ongoing commitment to sustainability, we are thrilled to announce the recent arrival of the district's first electric vehicle, the Ford F150 Lightning. This marks a significant step toward transitioning to a more environmentally friendly fleet. The truck will serve as a dedicated water and wastewater vehicle. It will take a few weeks to fully outfit the truck with the necessary modifications and equipment to support our district operations. Once ready, this electric vehicle will not only help reduce emissions but also improve our services' efficiency and reliability.



Utilities Report for Department Activities September 2024

5D

Project Status Summaries

Project	Description	Status
Adaptive Management Plan (AMP)	The AMP is a surface water, groundwater, and biological monitoring program designed to detect potential impacts to sensitive biological resources, requiring groundwater modeling and monitoring while the WRF is in operation.	<p>The 2017 AMP is available on the District website.</p> <p>AMP monitoring is ongoing. Per methods described in the AMP, quarterly surveys are conducted at eight (8) survey sites to collect data, and to describe survey conditions, habitats, stream flows, surface water quality, 9P7 soil moisture, and observed species.</p> <p>The CCSD's biologist is preparing the third quarter AMP environmental monitoring report. Second and third quarter reports will be submitted to the District in October.</p>
San Simeon Well Field (SSWF) Transmission Main Project	Developing a permanent repair of the San Simeon Water Main. This project will also include solutions for the parallel Sewer Effluent Main.	<p>Permitting lead time for this scale of project ranges from 4 months to 1 year. Even with a 1-year lead time for permit issuance, the District would be in a good position, seasonally, to proceed with the installation by late summer to early fall of 2025.</p> <p>The CCSD's consultant is in the process of obtaining encroachment permits for geotechnical analysis in the CalTrans right-of-way (RoW) needed to proceed with design for alignment 4 using open-cut trench installation method.</p>
Water Meter Replacement Project – AMI	Upgrades system to Advanced Metering Infrastructure (AMI) with new meters and real-time water analytics.	<p>Staff began installing registers “in-house” in the community's north end. Manual data imputing is required for each replacement. While in initial training mode, this information provided an alert to a potential leak at a residence. Water staff immediately investigated and validated the warning. The part-time homeowner was contacted while water staff isolated the water loss.</p> <p>Be advised that Water department staff continue to install water meters, so look for district staff working to replace devices in front yards. Please keep the area around the meter box clear of obstructions for three feet in all directions.</p>

Utilities Report for Department Activities

September 2024

5D

Project	Description	Status
Cambria Skatepark Project	Design and construction of a new skatepark facility at the old skatepark location on Main St across from the Vets Hall.	<p>The minor use SLO County Planning portion of the permitting process is complete, and the project is almost ready for submission to SLO County for a building permit.</p> <p>Staff submitted the A&R form and form 10-904, which will complete our submission to the National Park Service for grant funding. Staff anticipates receiving funding in January 2025.</p>
Community Park Restroom	Design and construct a restroom facility near the Dog Park on the Fiscalini Ranch Preserve.	The Public Restroom Company has provided an anticipated building delivery date of early January.
Pilot project for Zero Liquid Discharge for Brine in WRF	Pilot study project to test innovative technology for brine reduction with the goal of zero liquid discharge	<p>Staff has submitted to County Planning for a Substantial Conformance Determination concerning the temporary pilot run. County Planning deemed a project modification permit for the temporary pilot test run unnecessary.</p> <p>Staff are working collaboratively with the Regional Waterboards and the Division of Drinking Water to establish, if necessary, any monitoring or analysis of the ZLD permeate. Staff anticipates the pilot operation occurring in the last week of October.</p> <p>Global Water Innovations, working collaboratively with the NAWI Grant, are in the process of approving the production of the temporary treatment plant and completion is expected by December. Staff is working with collaboratively with Global Water Innovations to provide the necessary water-quality data to the Regional Water Quality Control Board, Division of Drinking Water, and SLO County Planning Department.</p>
Project	Description	Status

Utilities Report for Department Activities September 2024

<p>Stuart Street Tank Project</p>	<p>Critical water infrastructure project to rebuild the Stuart Street tanks, which have reached their useful operational life</p>	<p>District staff and consultants presented the updated project in a pre-application meeting with San Luis Obispo County Planning. County Planning confirmed that a Coastal Development Permit (CDP) would be required due to the Project's expanded scope. Final meeting notes with County Planning are attached. (Attachment 2) The project must be submitted to County Planning for review, followed by a hearing in front of the Planning Commission. Staff and our consultants expect the Project hearing to occur in late fall.</p> <p>The Coastal Development Permit (CDP) application was successfully submitted to SLO County Planning on 8/27/2024. We anticipate a 2–3-month review period prior to permit issuance. The CDP application number is P-APP2024-00206.</p>
<p>San Simeon Well 3</p>	<p>Replacement of pump and motor</p>	<p>The refurbished well is completely operational, but staff are awaiting the delivery and installation of a variable frequency drive (VFD). Supply chain lead times for the VFD are pushing back its installation to October.</p>
<p>Regulatory Compliance Reporting</p>	<p>State of California regulatory reporting requirements for Water and Wastewater</p>	<p>WATER DEPARTMENT</p> <p>Monthly/Quarterly</p> <ul style="list-style-type: none"> • SAFER Drought & Conservation Data Collection monthly and quarterly report • Title 22 monthly, quarterly, and annual monitoring report to the State Water Resources Control Board • Disinfection By-Products Analysis Qtr. 3 • DDW: Surface Water Treatment Regulation (SWTR) for Santa Rosa Well 3 and Well 4;
<p>Project</p>	<p>Description</p>	<p>Status</p>

Utilities Report for Department Activities September 2024

5D

<p>San Simeon Wells 1-3</p>		<p>Ground Water Regulation (GWR) for San Simeon Wells 1-3 (Monthly); Total Coliform Regulation reporting (Monthly); Bacterio-logical distribution system reporting (Monthly); Disinfection Bi-Products (DBP) reporting (Quarterly)</p>
<p>Additional Reporting</p>		<p>Annually/Semi-Annually</p> <ul style="list-style-type: none"> • Haz Mat Business Plan (completed Jan) • Discharge Monitoring Report (completed Jan) • CCR submittal to DDW and release to the public. • Annual Volumetric Discharge Report • Annual Water Shortage Assessment (start April/due July 1) • CCR final data posting by July 1 • Annual Stormwater Report (July 15) • California Lead and Copper Rule inventory and report (start Mar/due Oct 16) • Advanced Clean Fleets Report
<p>Project</p>	<p>Description</p>	<p>Status</p>

Utilities Report for Department Activities September 2024

5D

Additional Reporting
(Continued)

WASTEWATER DEPARTMENT

Monthly/Quarterly

- CIWQS Spill Report Requirement
- RWQCB Report (Feb/Aug)

Annually/Semi-Annually

- Volumetric Annual Report (Jan)
- CERS (Feb)
- APCD Generator Report (Mar)
- Biosolids Report (Apr/Oct)
- CIWQS (Apr)
- RWQCB Report (semi-annual May/Nov; annual Jan)
- SMARTS Stormwater (Jul/Dec)

CUPA HazMat Plan Update (Sep)



Utilities Report for Department Activities September 2024

5D

Water Resources, Conservation, & Permits Report

Water Supply Status

As of September 30th, the CCSD has diverted 32% and 59% of the annual San Simeon Creek and Santa Rosa Creek allocations, respectively, with 67% of total year-to-date production coming from the San Simeon Creek aquifer. The CCSD has used 79% of our dry season allocation for the Santa Rosa Groundwater basin. The dry season in the Santa Rosa basin ends on October 31st. In the San Simeon Groundwater Basin, streamflow at Palmer Flats has stopped, and the San Simeon Basin has entered its dry season. The CCSD has diverted 3% of our San Simeon Basin dry season allocation. Due to past winter and spring storm events, the well levels are above average for this time of year, as we enter the height of the dry season. Additional well-level data and production summary reports are available on the website at www.cambriacsd.org/water-data

Water Supply & Demand

Net diversion in September 2024 was 0.06 acre-feet lower than last year. The demand reduction goal was 9.2 acre-feet (compared to anticipated unconstrained demand); however, the actual demand reduction achieved was 0.8 acre-feet. The cumulative supply shortage for the reporting period of July 1, 2024, through June 30, 2025, is estimated to be 0.9 acre-feet or 0.62%. Supplies have been augmented by the resumption of streamflow at Palmer Flats on December 19th (marking the end of the dry season in the San Simeon Creek basin), several large storms that have brought the total rainfall at the SLO County's rain gauge at Rocky Butte (the source of San Simeon Creek) to 72.30 inches or 181% of normal, and we will remain in a Stage 1 Baseline Condition. The late-season rain in April further augmented supplies.

Water Loss Report

The water loss calculations in the Utilities Report attachment contain significant errors due to the bi-monthly billing cycle and the time it takes staff to finish meter readings. These contribute to making the losses appear larger than they are. The CCSD will compile and submit its 2023 water loss report for validation later this fall. That report will be available on the CCSD website as soon as it has been submitted to the State. The water loss report attached here is for 2024 year-to-date and is calculated by taking the difference between gross diversions and the July-August billing with additional authorized consumption (riparian deliveries, fire department, hydrant flushing, and Vac-con use) factored in. The water loss percentage for July and August was 17.5%.

Utilities Report for Department Activities September 2024

5D

Water Resources, Conservation, & Permits Report Continued

Permit Counter Monthly Summary

ASSIGNMENT OF POSITION APPLICATIONS – 17 YTD

023.451.008 #37

023.451.009 #248

RETROFIT APPLICATIONS - 12 YTD

TRANSFER OF POSITION/EDU APPLICATIONS – 3 YTD

VOLUNTARY LOT MERGER APPLICATIONS - 6 YTD

023.303.028 / 023.303.058 – 2536 Wilcombe

024.241.004 / 024.241.023 – 1925 Arliss

022.341.016 / 022.341.011 – 697 Worcester

VACATION RENTAL REGISTRATIONS (WILL SERVES) - 13 YTD

WATER LINE INSTALLATION OR UPGRADE APPLICATIONS - 0 YTD

INTENT-TO-SERVES ISSUED – 0 YTD

WAITLIST WITHDRAWALS – 2 YTD

WILL SERVES ISSUED (INCLUDING FIRE PLAN / SPRINKLER REVIEWS) – 22 YTD

023.049.035 – 343 HARVEY – NEW SPRINKLER SYSTEM

FIRE PLAN, SPRINKLER SYSTEM OR PHOTOVOLTAIC SYSTEM REVIEWS (ONLY) ISSUED – 27 YTD

WATER USE EFFICIENCY WALK-THROUGHS COMPLETED – 0 YTD

CAMBRIA COMMUNITY SERVICES WELL LEVELS

9/15/2024

Well Read Date

SANTA ROSA CREEK WELLS

Well Name	Well Description/Location	Distance to Water Level (ft)	Reference Point Elevation AMSL (ft)	Depth AMSL (ft)	Comments
23R	High School	38.20	83.42	45.22	
SR4*	CCCD Production	34.24	82.00	47.76	
SR3	CCSD Production	19.13	54.30	35.17	
SR1	CCSD	17.49	46.40	28.91	
21R3	County Parks	8.73	12.88	4.15	Meter Read (CF): 49293
WBE	Windsor Bridge East	12.31	16.87	4.56	
WBW	Windsor Bridge West	12.70	17.02	4.32	

SR4 **47.76**
 AVG SR1 & SR3 32.04

SAN SIMEON CREEK WELLS

Well Name	Well Description/Location	Distance to Water Level (ft)	Reference Point Elevation AMSL (ft)	Depth AMSL (ft)	Comments
16D1	Van Gordon Creek Bridge	7.28	11.36	4.08	
MW4	Monitoring at Lagoon Entrance	11.56	15.95	4.39	
MW1	Monitoring at Blowers		42.11		
MW2	Monitoring at Influent		38.10		
MW3	Monitoring at Pond Gate		49.56		
9M1	Warren's Van Gordon Creek		65.63		
9P2	Gradient Monitoring	11.09	19.11	8.02	
9P7	WRF Intake		20.69		
9L1	Abandoned Irrigation	16.99	27.33	10.34	
RIW	WRF Injection Well		25.41		
SS4	CCCD	15.15	25.92	10.77	
MIW	WRF Injection Monitoring		29.89		
SS3*	CCSD Production	17.27	33.73	16.46	
SS2*	CCSD Production	16.46	33.16	16.59	Unable to read SS2. Depth AMSL calculated as an average of SS3 & SS1. 16.46 is not accurate.
SS1*	CCSD Production	15.65	32.37	16.72	
11B1	Pedotti		105.43		
11C1	Pedotti	21.85	98.20	76.35	
PFNW	Palmer Flats		93.22		
10A1	Pedotti's Recorder		78.18		
10G2	New Rock Plant		62.95		
10G1	Old Rock Plant		59.55		
10F2	Warren		66.92		
10M2	Pedotti	25.20	55.21	30.01	
9J3	Pedotti		43.45		
Lagoon	Creek Pedestrian Bridge	19.58			Mitigation Erosion: None

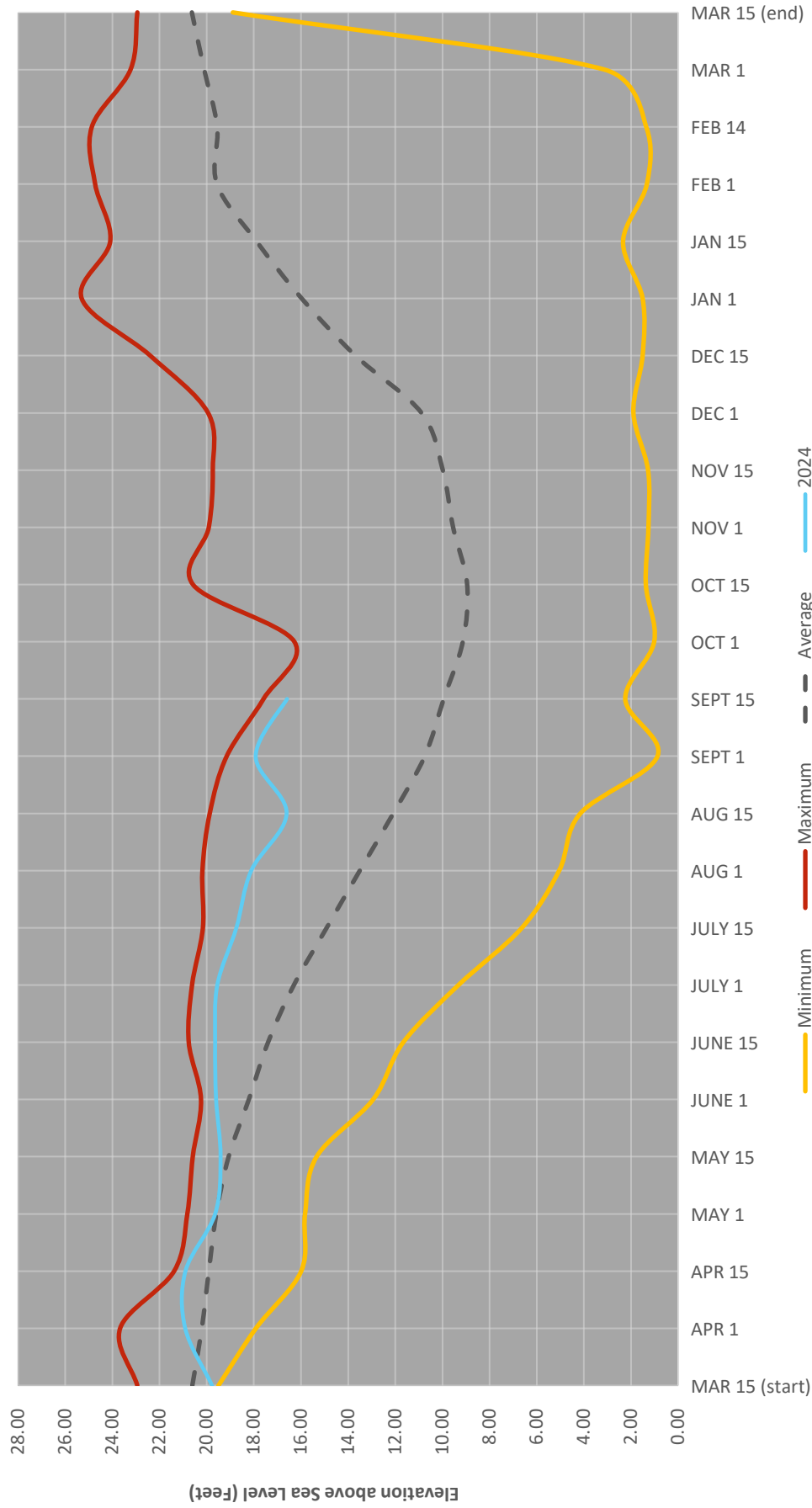
AVG S1, SS2 & SS3 **16.59**
SS4/9P2 Gradient **2.75**

*Above Mean Sea Level (AMSL)

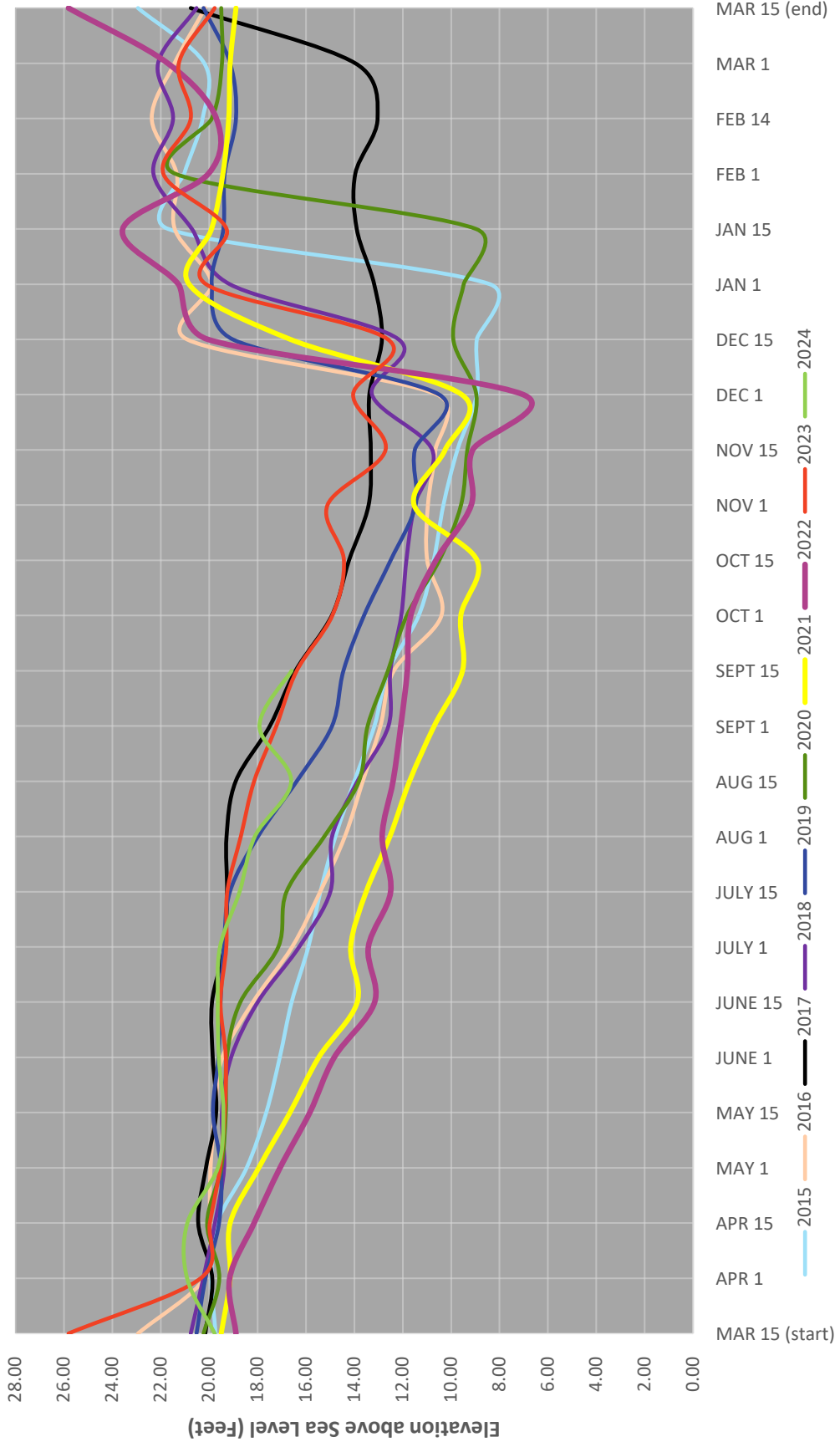
*CCSD's Production Wells

Reference point on 16D1, MIW1, MIW2, MIW3, 9P7, RIW, MIW1, SS1, SS2 and SS3 updated on 2/17/2015

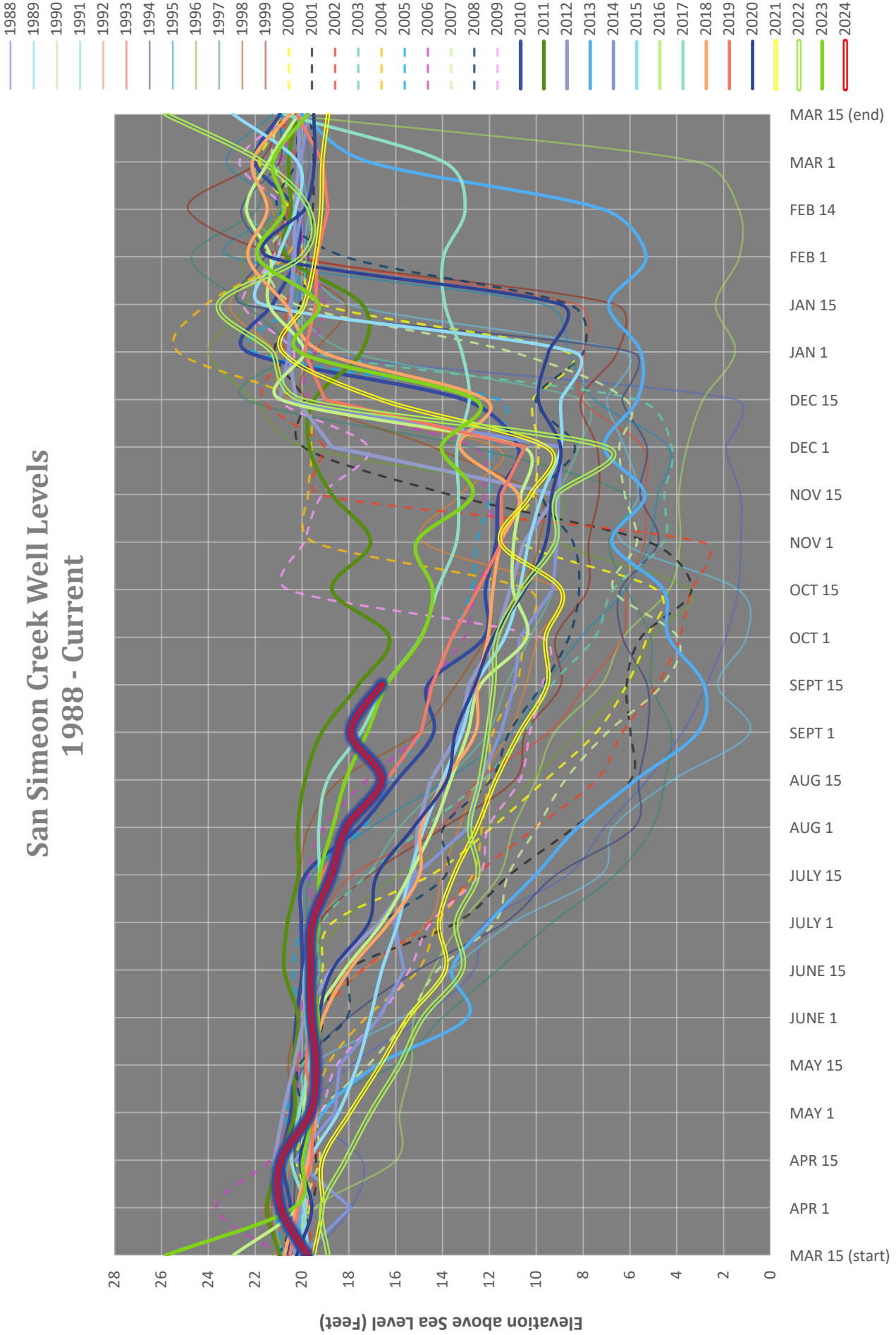
San Simeon Creek Well Levels Mid-March 2024 Levels to Date and 1988 to Current, Min, Max, & Average



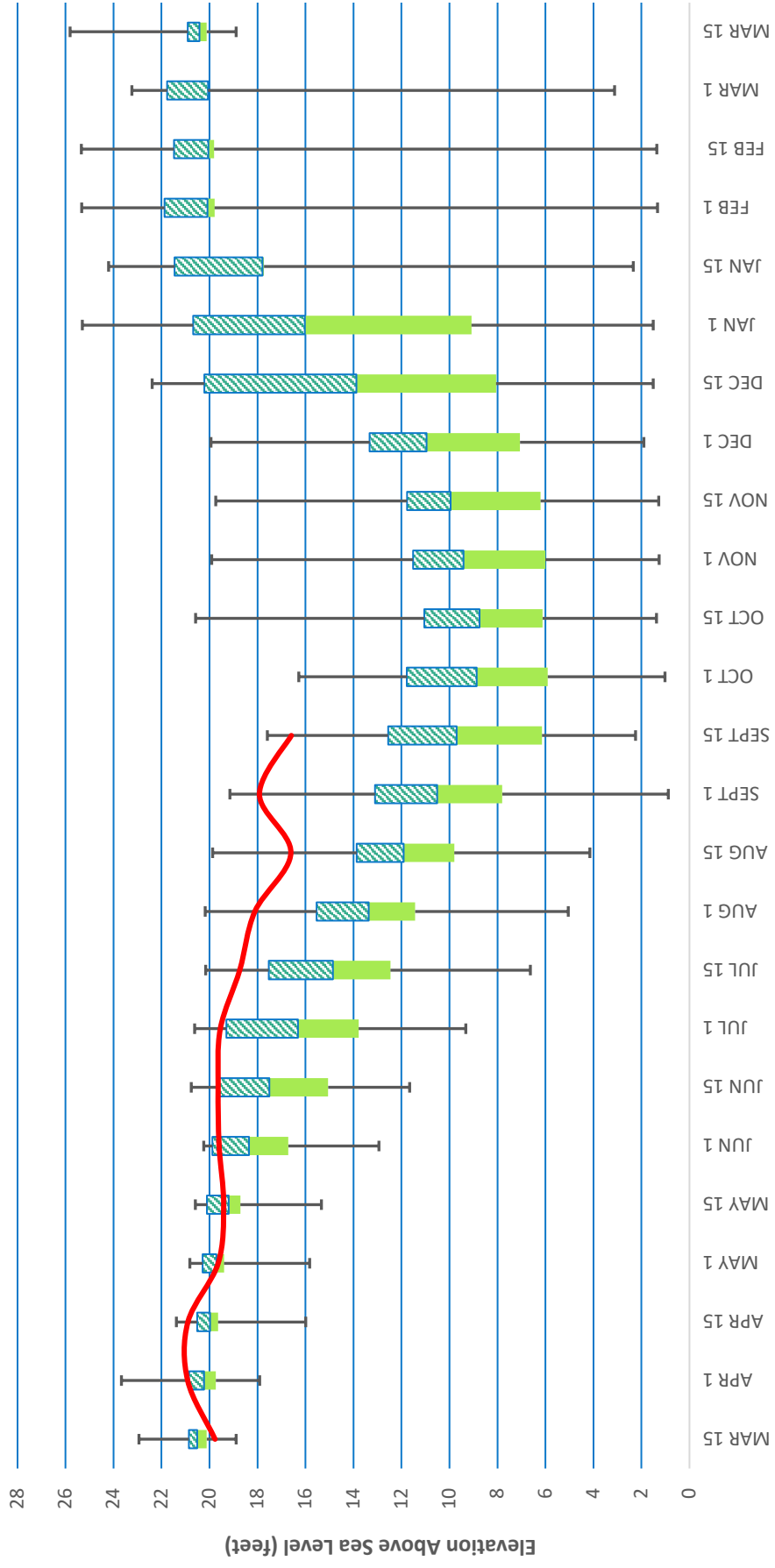
San Simeon Creek Well Levels Last 10 years March 2015 - Current



San Simeon Creek Well Levels 1988 - Current

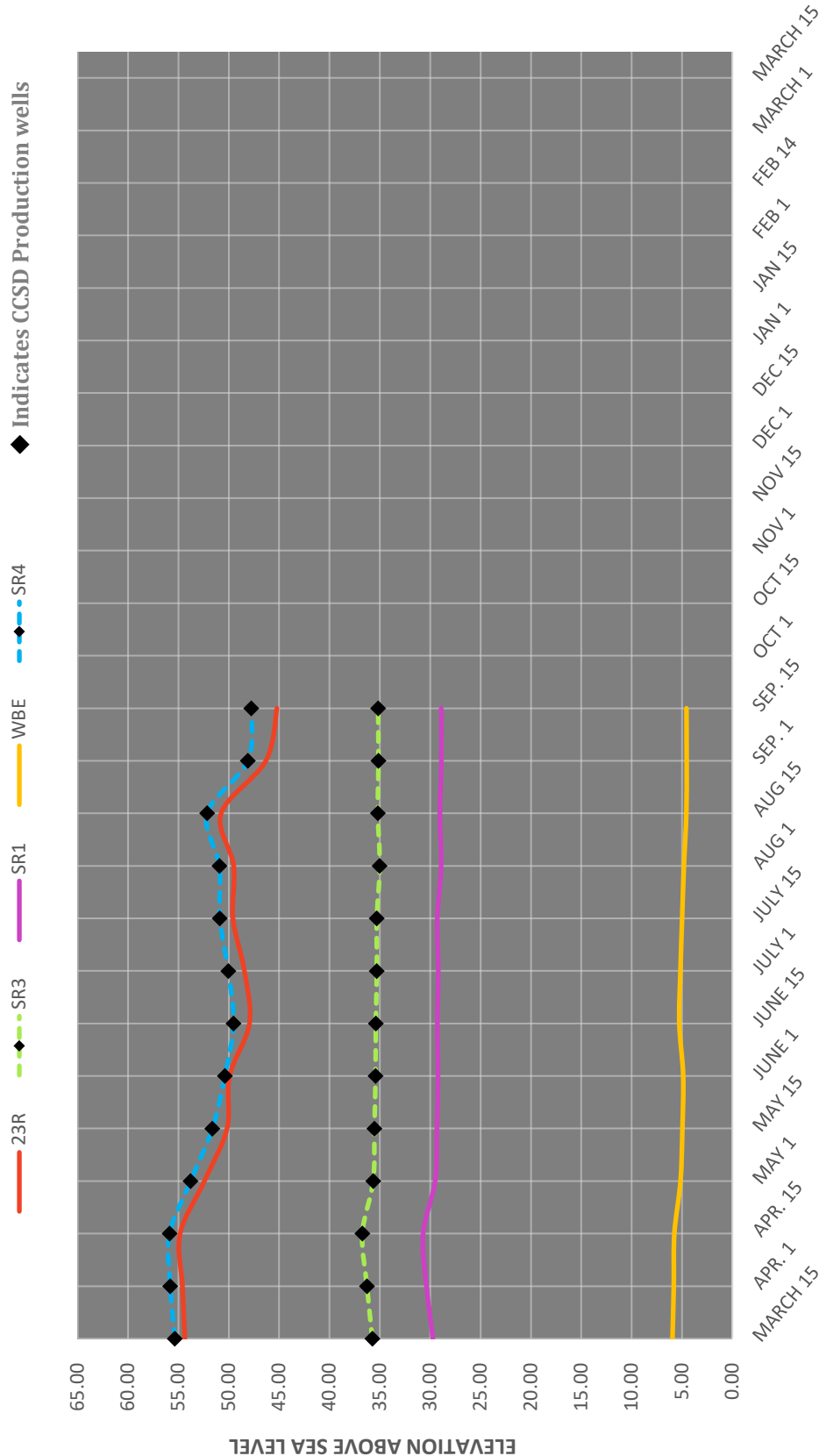


1988 to Current Statistical San Simeon Well Level Summary by Month
showing Minimums, Maximums, 25 % Percentile, 75% Percentile
Average Level is the line between the Blue (hatched) and Green (solid) bars
2024



SANTA ROSA CREEK WELL LEVELS

March 2024 - Current



Potable Water Shortage Assessment ¹	Start Year: 2024												Total
	Volumetric Unit Used:												
	Jul	Aug	Sep	Oct	Nov	Dec	Jan	Feb	Mar	Apr	May	Jun	
Anticipated Unconstrained Demand	51.74	48.97	45.82	46.35	42.77	41.06	37.16	34.65	37.79	40.75	43.01	45.70	515.77
Actual Demand	52.17	49.16	45.01	0.00	0.00	0.00	0.00	0.00	0.00	0.00	0.00	0.00	146.34
Supply Adjustment				0.0	0.0	0.0	0.0	0.0	0.0	0.0	0.0	0.0	0.0
Anticipated Total Water Supply	55.49	49.20	40.74	38.43	41.19	43.81	44.74	39.34	38.20	39.05	43.52	46.19	519.90
Accrued Surplus/Shortage from Previous Month	0.0	3.3	0.0										
Anticipated Surplus/Shortage w/o WSCP Action	3.7	3.5	-5.0	-7.9	-1.6	2.8	7.6	4.7	0.4	-1.7	0.5	0.5	7.5
Anticipated % Surplus/Shortage w/o WSCP Action	7%	7%	-11%	-17%	-4%	7%	20%	14%	1%	-4%	1%	1%	1%
State Standard Shortage Level	1	1	2	2	1	1	1	1	1	1	1	1	1
Planned WSCP Actions													
Anticipated Benefit from WSCP: Supply Augmentation	0.0	0.0	0.0	0.0	0.0	0.0	0.0	0.0	0.0	0.0	0.0	0.0	0.0
Anticipated Benefit from WSCP: Demand Reduction	5.2	4.9	9.2	9.3	4.3	4.1	3.7	3.5	3.8	4.1	9.8	7.7	69.4
Actual Benefit from WSCP Action	-0.4	-0.2	0.8										
Anticipated Surplus/Shortage w/WSCP Action	8.9	8.4	4.1	1.3	2.7	6.9	11.3	8.2	4.2	2.4	10.3	8.2	76.9
Anticipated % Surplus/Shortage w/WSCP Action	17%	17%	9%	3%	6%	17%	30%	24%	11%	6%	24%	18%	15%
Actual Surplus/Shortage	3.3	0.0	-4.3										-0.9
Actual % Surplus/Shortage	6%	0%	-9%										-0.62%
State Standard Shortage Level Achieved	1	1	1	1	1	1	1	1	1	1	1	1	1

¹Assessments are based on best available data at time of submitting the report and actual volumes could be different due to many factors.

Definitions for Terms Used in This Table

Anticipated Unconstrained Demand: Projection based on the average water production over the last 3 reporting years (July 2018 -June 2021).

Actual Demand: The total amount of potable water produced for the month.

Supply Adjustment: Observed aquifer recharge/depletion from seasonal precipitation/lack thereof.

Anticipated Total Water Supply: The target amount to be produced assuming dry years conditions.

Anticipated Surplus/Shortage w/o WSCP: The volumetric difference in the anticipated unconstrained demand and anticipated total water supply without any shortage response actions.

Anticipated % Surplus/Shortage w/o WSCP Action: The difference in the anticipated unconstrained demand and anticipated total water supply without any shortage response actions expressed as a percentage.

State Standard Shortage Level: The corresponding shortage level per California Water Code Section 10632(a)(3)(A).

Anticipated Benefit from WSCP - Supply Augmentation: Projected volume of water added to the supply, such as from the operation of the Water Reclamation Facility.

Anticipated Benefit from WSCP - Demand Reduction: Projected volume of water conserved through shortage response actions.

Actual Benefit from WSCP Action: Actual supply augmentation or demand reduction achieved.

Revised Anticipated Surplus/Shortage w/WSCP Action: Volumetric difference between the anticipated surplus/shortage w/o WSCP action and the actual benefits obtained.

Revised Anticipated % Surplus/Shortage w/WSCP Action: Difference between the anticipated surplus/shortage w/o WSCP action and the actual benefits obtained expressed as a percentage.

Actual Surplus/Shortage: Volumetric difference between the anticipated total water supply (including any adjustments) and the actual total demand.

Actual % Surplus/Shortage: Difference between the anticipated total water supply (including any adjustments) and the actual total demand expressed as a percentage.

WSCP: Water Shortage Contingency Plan

Production Wells	WELLS (galx1000)						*Raw totals		
DAY OF MONTH	SS #1	SS #2	SS #3	SR4	SR1	SR3*	ALL WELLS TOTAL (galx1000)	Daily Pumpage (AF)	Month to Date (AF)
1	0.00	91.00	0.00	541.00	0.00	0.00	632.00	1.94	2
2	0.00	90.00	0.00	493.00	0.00	0.00	583.00	1.79	4
3	0.00	83.00	0.00	528.00	0.00	0.00	611.00	1.88	6
4	0.00	439.00	0.00	38.00	0.00	0.00	477.00	1.46	7
5	0.00	237.00	0.00	156.00	0.00	0.00	393.00	1.21	8
6	0.00	151.00	0.00	315.00	0.00	0.00	466.00	1.43	10
7	0.00	60.00	0.00	489.00	0.00	0.00	549.00	1.68	11
8	0.00	0.00	0.00	569.00	0.00	0.00	569.00	1.75	13
9	0.00	0.00	0.00	463.00	1.00	0.00	464.00	1.42	15
10	0.00	13.00	0.00	507.00	0.00	0.00	520.00	1.60	16
11	0.00	0.00	0.00	458.00	0.00	0.00	458.00	1.41	18
12	0.00	0.00	0.00	477.00	0.00	0.00	477.00	1.46	19
13	0.00	388.00	24.00	12.00	0.00	0.00	424.00	1.30	20
14	0.00	0.00	0.00	479.00	0.00	0.00	479.00	1.47	22
15	0.00	272.00	0.00	89.00	0.00	0.00	361.00	1.11	23
16	0.00	544.00	0.00	15.00	0.00	0.00	559.00	1.72	25
17	0.00	84.00	0.00	485.00	0.00	0.00	569.00	1.75	26
18	0.00	0.00	0.00	431.00	0.00	0.00	431.00	1.32	28
19	0.00	0.00	0.00	461.00	0.00	0.00	461.00	1.41	29
20	0.00	0.00	0.00	475.00	0.00	0.00	475.00	1.46	31
21	0.00	15.00	3.00	407.00	0.00	0.00	425.00	1.30	32
22	0.00	0.00	0.00	514.00	0.00	0.00	514.00	1.58	33
23	0.00	0.00	0.00	510.00	0.00	0.00	510.00	1.57	35
24	0.00	16.00	0.00	523.00	0.00	0.00	539.00	1.65	37
25	0.00	6.00	0.00	422.00	0.00	0.00	428.00	1.31	38
26	0.00	325.00	0.00	161.00	0.00	0.00	486.00	1.49	39
27	0.00	0.00	0.00	446.00	0.00	0.00	446.00	1.37	41
28	0.00	0.00	0.00	385.00	0.00	0.00	385.00	1.18	42
29	0.00	0.00	0.00	523.00	0.00	0.00	523.00	1.61	44
30	0.00	0.00	0.00	478.00	0.00	0.00	478.00	1.47	45

TOTALS	0.00	2814.00	27.00	11850.00	1.00	0.00	14692.00	45.09
Daily AVG	0.00	93.80	0.90	395.00	0.03	0.00	489.73	1.50
AF	0.00	8.64	0.08	36.37	0.00	0.00	45.09	
Peak							632.00	

Meter Correction Factors from Calibration done

	100%	100%	100%					
Corrected	0.00	2814.00	27.00	11850.00	1.00	0.00	14692.00	45.09

(ACRE-FEET)

	GROSS DIVERSION (AF)	NET DIVERSION (AF)
San Simeon Total	8.72	8.64
Santa Rosa Total	36.37	36.37
SS & SR TOTAL	45.09	45.01
Advanced Water Treatment Plant		0.00

NET PRODUCTION (AF)	YTD NET PRODUCTION (AF)
8.72	112.26
36.37	40.57
45.08	152.83

Diversion: Total volume diverted from creek underflow storage (gross); Total volume diverted under the CCSD's licenses (net)

Mitigation Both Creeks (galx1000)

AWTP	Santa Rosa

(galx1000)
(ACRE-FEET)

BACKWASH TOTAL

SR3 (galx1,000)	SR4 (gal)

(galx1000)
(ACRE-FEET)

ANALYZER METER	
DATE	READ
9/30/2023	373.00
9/30/2023	382.00
Total Recirc (ccf)	9.00
Total Recirc (AF)	0.02

**CAMBRIA COMMUNITY SERVICES DISTRICT
BILLING GRAND TOTALS
BILLING PERIOD: 1/01/2024 - 2/29/2024
BILL DATE: 3/15/2024**

Service Category: WAT - Water

Rate Code	Number	Total Net	Total Tax	Taxable	Billed Consumption	Unbilled Consumption	Total Consumption
01 - SFR WATER RATES	3284	322,614.67	0.00	0.00	15645.000000	0.0000	15,645.0000
02 - MFR WATER RATES	137	19,816.08	0.00	0.00	1113.000000	0.0000	1,113.0000
03 - SFR WATER BASE ONLY	1	41.18	0.00	0.00	0.000000	0.0000	0.0000
ADDON - ADDON - CA ACCUMULAT...	41	0.00	0.00	0.00	0.000000	0.0000	0.0000
CL - COMMLODGE 5/8"-3/4"	15	4,555.34	0.00	0.00	287.000000	0.0000	287.0000
CM - COMMLODGE 1"	4	2,003.36	0.00	0.00	116.000000	0.0000	116.0000
CN - COMMLODGE 1.5"	1	3,855.42	0.00	0.00	266.000000	0.0000	266.0000
CO - COMMLODGE 2"+	22	40,574.44	0.00	0.00	2297.000000	0.0000	2,297.0000
CW - COMMWATER 5/8"-3/4"	131	18,045.53	0.00	0.00	924.000000	0.0000	924.0000
CX - COMMWATER 1"	18	6,326.87	0.00	0.00	330.000000	0.0000	330.0000
CZ - COMMWATER 2"+	31	34,127.84	0.00	0.00	1557.000000	0.0000	1,557.0000
IO - INTERNAL NO CHARGE	4	0.00	0.00	0.00	40.000000	0.0000	40.0000
I1 - INTERNAL RESIDENTIAL	1	41.18	0.00	0.00	1.000000	0.0000	1.0000
IC - INTERNAL COMMERCIAL 5/8"-3...	3	164.70	0.00	0.00	3.000000	0.0000	3.0000
IC1 - INTERNAL COMMERCIAL 1"	10	1,962.56	0.00	0.00	68.000000	0.0000	68.0000
IC2 - INTERNAL COMMERCIAL 2"	1	411.80	0.00	0.00	0.000000	0.0000	0.0000
IN - INTERNAL - CCSD-NO CHARGE	1	0.00	0.00	0.00	16.000000	0.0000	16.0000
VR-01 - VR WATER RATES	356	34,657.74	0.00	0.00	1682.000000	0.0000	1,682.0000
VR-02 - VR MF WATER RATES	4	403.46	0.00	0.00	23.000000	0.0000	23.0000
VR-CL - VR COMMLODGE 5/8"-3/4"	2	260.72	0.00	0.00	13.000000	0.0000	13.0000
VR-CW - VR COMMWATER 5/8"-3/4"	3	329.34	0.00	0.00	15.000000	0.0000	15.0000
VR-CX - VR COMMWATER 1"	1	281.32	0.00	0.00	13.000000	0.0000	13.0000
WAT Category Totals:	4071	490,473.55	0.00	0.00	24409.000000	0.0000	24,409.0000

Service Category: SEW - Sewer/WasteWater

Rate Code	Number	Total Net	Total Tax	Taxable	Billed Consumption	Unbilled Consumption	Total Consumption
01 - SFR SEWER RATE	3426	462,244.17	0.00	0.00	0.000000	0.0000	0.0000
02 - MFR SEWER RATE	111	17,590.19	0.00	0.00	0.000000	0.0000	0.0000
CS - COMMERCIAL CLASS 1	78	11,200.94	0.00	0.00	0.000000	0.0000	0.0000
CT - COMMERCIAL CLASS 2	88	27,977.13	0.00	0.00	0.000000	0.0000	0.0000
CU - COMMERCIAL CLASS 3	48	23,061.32	0.00	0.00	0.000000	0.0000	0.0000
IO - INTERNAL NO CHARGE	0	0.00	0.00	0.00	0.000000	0.0000	0.0000
I1 - INTERNAL SFR RATE	2	218.91	0.00	0.00	0.000000	0.0000	0.0000
IC - INTERNAL COMM RATE	6	994.02	0.00	0.00	0.000000	0.0000	0.0000
LI - LOW INCOME	144	12,592.26	0.00	0.00	0.000000	0.0000	0.0000
SEW Category Totals:	3903	555,878.94	0.00	0.00	0.000000	0.0000	0.0000

Service Category: WRF-B - Water Reclamation Facility Base

Rate Code	Number	Total Net	Total Tax	Taxable	Billed Consumption	Unbilled Consumption	Total Consumption
CL - WRF - COM LODGE 5/8"-3/4"	15	303.90	0.00	0.00	0.000000	0.0000	0.0000
CM - WRF - COM LODGE 1"	4	202.64	0.00	0.00	0.000000	0.0000	0.0000
CN - WRF - COM LODGE 1.5"	1	101.30	0.00	0.00	0.000000	0.0000	0.0000
CO - WRF - COM LODGE 2"+	22	4,457.20	0.00	0.00	0.000000	0.0000	0.0000
CW - WRF - COM 5/8"-3/4"	134	2,701.89	0.00	0.00	0.000000	0.0000	0.0000
CX - WRF - COM WATER 1"	28	1,391.90	0.00	0.00	0.000000	0.0000	0.0000
CZ - WRF - COM WATER 2"+	32	6,483.20	0.00	0.00	0.000000	0.0000	0.0000
M0 - WRF - MFR 5/8"-3/4"	1	20.26	0.00	0.00	0.000000	0.0000	0.0000
M3 - WRF - MFR 2"+	1	20.26	0.00	0.00	0.000000	0.0000	0.0000
R1 - WRF - RES SFR	3420	69,013.18	0.00	0.00	0.000000	0.0000	0.0000
VR - WRF - VAC RENT	364	7,323.82	0.00	0.00	0.000000	0.0000	0.0000
VR-CL - WRF - COM VAC RENT 5/8"-...	2	40.52	0.00	0.00	0.000000	0.0000	0.0000
VR-CX - WRF - COM VAC RENT 1"	1	50.66	0.00	0.00	0.000000	0.0000	0.0000
WRF-B Category Totals:	4025	92,110.73	0.00	0.00	0.000000	0.0000	0.0000

Service Category: WRF-U - Water Reclamation Facility Usage

Rate Code	Number	Total Net	Total Tax	Taxable	Billed Consumption	Unbilled Consumption	Total Consumption
CL - WRF - COM LODGE 5/8"-3/4"	15	1,518.84	0.00	0.00	0.000000	0.0000	0.0000
CM - WRF - COM LODGE 1"	4	670.04	0.00	0.00	0.000000	0.0000	0.0000
CN - WRF - COM LODGE 1.5"	1	1,737.56	0.00	0.00	0.000000	0.0000	0.0000
CO - WRF - COM LODGE 2"+	22	14,472.53	0.00	0.00	0.000000	0.0000	0.0000
CW - WRF - COM 5/8"-3/4"	134	3,912.97	0.00	0.00	0.000000	0.0000	0.0000
CX - WRF - COM 1"	28	1,979.01	0.00	0.00	0.000000	0.0000	0.0000
CZ - WRF - COM WATER 2"+	32	9,440.81	0.00	0.00	0.000000	0.0000	0.0000
M0 - WRF - MFR 5/8"-3/4"	1	250.16	0.00	0.00	0.000000	0.0000	0.0000
M3 - WRF - MFR 2"+	1	645.46	0.00	0.00	0.000000	0.0000	0.0000
R1 - WRF - RES SFR	3419	56,431.91	0.00	0.00	0.000000	0.0000	0.0000
VR - WRF - VAC RENT	367	5,778.58	0.00	0.00	0.000000	0.0000	0.0000
WRF-U Category Totals:	4024	96,837.87	0.00	0.00	0.000000	0.0000	0.0000

Revenue Totals

Revenue Code	Total Billed	Taxable
100 - WATER	490,473.55	0.00
200 - WRF	188,948.60	0.00
400 - SEWER	555,878.94	0.00
901 - ACCOUNT SETUP/CLOSE	731.50	0.00
Revenue Totals:	1,236,032.59	

CAMBRIA COMMUNITY SERVICES DISTRICT

BILLING GRAND TOTALS

BILLING PERIOD: 3/01/2024 - 4/30/2024

BILL DATE: 5/15/2024

Service Category: WAT - Water

Rate Code	Number	Total Net	Total Tax	Taxable	Billed Consumption	Unbilled Consumption	Total Consumption
01 - SFR WATER RATES	3284	310,020.50	0.00	0.00	14906.000000	0.0000	14,906.0000
02 - MFR WATER RATES	137	20,231.85	0.00	0.00	1143.000000	0.0000	1,143.0000
03 - SFR WATER BASE ONLY	1	41.18	0.00	0.00	0.000000	0.0000	0.0000
ADDON - ADDON - CA ACCUMULAT...	41	0.00	0.00	0.00	0.000000	0.0000	0.0000
CL - COMMLODGE 5/8"-3/4"	15	5,502.02	0.00	0.00	356.000000	0.0000	356.0000
CM - COMMLODGE 1"	4	2,154.28	0.00	0.00	127.000000	0.0000	127.0000
CN - COMMLODGE 1.5"	1	4,198.42	0.00	0.00	291.000000	0.0000	291.0000
CO - COMMLODGE 2"+	22	46,652.40	0.00	0.00	2740.000000	0.0000	2,740.0000
CW - COMMWATER 5/8"-3/4"	131	22,255.80	0.00	0.00	1229.000000	0.0000	1,229.0000
CX - COMMWATER 1"	18	8,946.52	0.00	0.00	517.000000	0.0000	517.0000
CZ - COMMWATER 2"+	31	42,291.24	0.00	0.00	2152.000000	0.0000	2,152.0000
IO - INTERNAL NO CHARGE	4	0.00	0.00	0.00	75.000000	0.0000	75.0000
I1 - INTERNAL RESIDENTIAL	1	41.18	0.00	0.00	3.000000	0.0000	3.0000
IC - INTERNAL COMMERCIAL 5/8"-3...	3	150.98	0.00	0.00	2.000000	0.0000	2.0000
IC1 - INTERNAL COMMERCIAL 1"	10	2,140.92	0.00	0.00	81.000000	0.0000	81.0000
IC2 - INTERNAL COMMERCIAL 2"	1	411.80	0.00	0.00	0.000000	0.0000	0.0000
IN - INTERNAL - CCSD-NO CHARGE	1	0.00	0.00	0.00	0.000000	0.0000	0.0000
VR-01 - VR WATER RATES	356	34,103.70	0.00	0.00	1659.000000	0.0000	1,659.0000
VR-02 - VR MF WATER RATES	4	369.56	0.00	0.00	18.000000	0.0000	18.0000
VR-CL - VR COMMLODGE 5/8"-3/4"	2	192.12	0.00	0.00	8.000000	0.0000	8.0000
VR-CW - VR COMMWATER 5/8"-3/4"	3	370.50	0.00	0.00	18.000000	0.0000	18.0000
VR-CX - VR COMMWATER 1"	1	295.04	0.00	0.00	14.000000	0.0000	14.0000
WAT Category Totals:	4071	500,370.01	0.00	0.00	25339.000000	0.0000	25,339.0000

Service Category: SEW - Sewer/WasteWater

Rate Code	Number	Total Net	Total Tax	Taxable	Billed Consumption	Unbilled Consumption	Total Consumption
01 - SFR SEWER RATE	3426	457,520.16	0.00	0.00	0.000000	0.0000	0.0000
02 - MFR SEWER RATE	113	18,136.20	0.00	0.00	0.000000	0.0000	0.0000
CS - COMMERCIAL CLASS 1	78	11,741.85	0.00	0.00	0.000000	0.0000	0.0000
CT - COMMERCIAL CLASS 2	88	33,332.42	0.00	0.00	0.000000	0.0000	0.0000
CU - COMMERCIAL CLASS 3	48	27,006.14	0.00	0.00	0.000000	0.0000	0.0000
IO - INTERNAL NO CHARGE	0	0.00	0.00	0.00	0.000000	0.0000	0.0000
I1 - INTERNAL SFR RATE	2	280.41	0.00	0.00	0.000000	0.0000	0.0000
IC - INTERNAL COMM RATE	6	1,042.53	0.00	0.00	0.000000	0.0000	0.0000
LI - LOW INCOME	142	12,319.55	0.00	0.00	0.000000	0.0000	0.0000
SEW Category Totals:	3903	561,379.26	0.00	0.00	0.000000	0.0000	0.0000

Service Category: WRF-B - Water Reclamation Facility Base

Rate Code	Number	Total Net	Total Tax	Taxable	Billed Consumption	Unbilled Consumption	Total Consumption
CL - WRF - COM LODGE 5/8"-3/4"	15	303.90	0.00	0.00	0.000000	0.0000	0.0000
CM - WRF - COM LODGE 1"	4	202.64	0.00	0.00	0.000000	0.0000	0.0000
CN - WRF - COM LODGE 1.5"	1	101.30	0.00	0.00	0.000000	0.0000	0.0000
CO - WRF - COM LODGE 2"+	22	4,457.20	0.00	0.00	0.000000	0.0000	0.0000
CW - WRF - COM 5/8-3/4"	134	2,714.51	0.00	0.00	0.000000	0.0000	0.0000
CX - WRF - COM WATER 1"	28	1,418.48	0.00	0.00	0.000000	0.0000	0.0000
CZ - WRF - COM WATER 2"+	32	6,483.20	0.00	0.00	0.000000	0.0000	0.0000
M0 - WRF - MFR 5/8"-3/4"	1	20.26	0.00	0.00	0.000000	0.0000	0.0000
M3 - WRF - MFR 2"+	1	20.26	0.00	0.00	0.000000	0.0000	0.0000
R1 - WRF - RES SFR	3421	69,028.41	0.00	0.00	0.000000	0.0000	0.0000
VR - WRF - VAC RENT	363	7,339.67	0.00	0.00	0.000000	0.0000	0.0000
VR-CL - WRF - COM VAC RENT 5/8"...	2	40.52	0.00	0.00	0.000000	0.0000	0.0000
VR-CX - WRF - COM VAC RENT 1"	1	50.66	0.00	0.00	0.000000	0.0000	0.0000
WRF-B Category Totals:	4025	92,181.01	0.00	0.00	0.000000	0.0000	0.0000

Service Category: WRF-U - Water Reclamation Facility Usage

Rate Code	Number	Total Net	Total Tax	Taxable	Billed Consumption	Unbilled Consumption	Total Consumption
CL - WRF - COM LODGE 5/8"-3/4"	15	1,965.52	0.00	0.00	0.000000	0.0000	0.0000
CM - WRF - COM LODGE 1"	4	743.74	0.00	0.00	0.000000	0.0000	0.0000
CN - WRF - COM LODGE 1.5"	1	1,905.06	0.00	0.00	0.000000	0.0000	0.0000
CO - WRF - COM LODGE 2"+	22	17,438.40	0.00	0.00	0.000000	0.0000	0.0000
CW - WRF - COM 5/8"-3/4"	134	5,690.84	0.00	0.00	0.000000	0.0000	0.0000
CX - WRF - COM 1"	28	3,281.06	0.00	0.00	0.000000	0.0000	0.0000
CZ - WRF - COM WATER 2"+	32	13,416.14	0.00	0.00	0.000000	0.0000	0.0000
M0 - WRF - MFR 5/8"-3/4"	1	370.76	0.00	0.00	0.000000	0.0000	0.0000
M3 - WRF - MFR 2"+	1	591.86	0.00	0.00	0.000000	0.0000	0.0000
R1 - WRF - RES SFR	3420	50,605.42	0.00	0.00	0.000000	0.0000	0.0000
VR - WRF - VAC RENT	366	5,354.10	0.00	0.00	0.000000	0.0000	0.0000
WRF-U Category Totals:	4024	101,362.90	0.00	0.00	0.000000	0.0000	0.0000

Revenue Totals

Revenue Code	Total Billed	Taxable
100 - WATER	500,370.01	0.00
200 - WRF	193,543.91	0.00
400 - SEWER	561,379.26	0.00
901 - ACCOUNT SETUP/CLOSE	1,039.50	0.00

Revenue Totals: 1,256,332.68

CAMBRIA COMMUNITY SERVICES DISTRICT

BILLING GRAND TOTALS

BILLING PERIOD: 5/01/2024 - 6/30/2024

BILL DATE: 7/15/2024

Service Category: WAT - Water

Rate Code	Number	Total Net	Total Tax	Taxable	Billed Consumption	Unbilled Consumption	Total Consumption
01 - SFR WATER RATES	3284	374,143.81	0.00	0.00	19708.000000	0.0000	19,708.0000
02 - MFR WATER RATES	137	23,212.45	0.00	0.00	1361.000000	0.0000	1,361.0000
03 - SFR WATER BASE ONLY	1	41.18	0.00	0.00	0.000000	0.0000	0.0000
ADDON - ADDON - CA ACCUMULAT...	41	0.00	0.00	0.00	0.000000	0.0000	0.0000
CL - COMMLODGE 5/8"-3/4"	15	6,064.54	0.00	0.00	397.000000	0.0000	397.0000
CM - COMMLODGE 1"	4	2,360.08	0.00	0.00	142.000000	0.0000	142.0000
CN - COMMLODGE 1.5"	1	7,244.26	0.00	0.00	513.000000	0.0000	513.0000
CO - COMMLODGE 2"+	22	56,105.48	0.00	0.00	3429.000000	0.0000	3,429.0000
CW - COMMWATER 5/8"-3/4"	131	25,274.86	0.00	0.00	1449.000000	0.0000	1,449.0000
CX - COMMWATER 1"	18	9,509.04	0.00	0.00	558.000000	0.0000	558.0000
CZ - COMMWATER 2"+	31	42,702.84	0.00	0.00	2182.000000	0.0000	2,182.0000
IO - INTERNAL NO CHARGE	4	0.00	0.00	0.00	115.000000	0.0000	115.0000
I1 - INTERNAL RESIDENTIAL	1	41.18	0.00	0.00	3.000000	0.0000	3.0000
IC - INTERNAL COMMERCIAL 5/8"-3...	3	178.42	0.00	0.00	4.000000	0.0000	4.0000
IC1 - INTERNAL COMMERCIAL 1"	10	2,250.68	0.00	0.00	89.000000	0.0000	89.0000
IC2 - INTERNAL COMMERCIAL 2"	1	411.80	0.00	0.00	0.000000	0.0000	0.0000
IN - INTERNAL - CCSD-NO CHARGE	1	0.00	0.00	0.00	3.000000	0.0000	3.0000
VR-01 - VR WATER RATES	356	41,909.64	0.00	0.00	2248.000000	0.0000	2,248.0000
VR-02 - VR MF WATER RATES	4	510.76	0.00	0.00	29.000000	0.0000	29.0000
VR-CL - VR COMMLODGE 5/8"-3/4"	2	370.48	0.00	0.00	21.000000	0.0000	21.0000
VR-CW - VR COMMWATER 5/8"-3/4"	3	411.66	0.00	0.00	21.000000	0.0000	21.0000
VR-CX - VR COMMWATER 1"	1	308.76	0.00	0.00	15.000000	0.0000	15.0000
WAT Category Totals:	4071	593,051.92	0.00	0.00	32287.000000	0.0000	32,287.0000

Service Category: SEW - Sewer/WasteWater

Rate Code	Number	Total Net	Total Tax	Taxable	Billed Consumption	Unbilled Consumption	Total Consumption
01 - SFR SEWER RATE	3427	488,027.11	0.00	0.00	0.000000	0.0000	0.0000
02 - MFR SEWER RATE	112	19,050.91	0.00	0.00	0.000000	0.0000	0.0000
CS - COMMERCIAL CLASS 1	78	12,135.32	0.00	0.00	0.000000	0.0000	0.0000
CT - COMMERCIAL CLASS 2	88	38,241.84	0.00	0.00	0.000000	0.0000	0.0000
CU - COMMERCIAL CLASS 3	48	33,363.26	0.00	0.00	0.000000	0.0000	0.0000
IO - INTERNAL NO CHARGE	0	0.00	0.00	0.00	0.000000	0.0000	0.0000
I1 - INTERNAL SFR RATE	2	243.51	0.00	0.00	0.000000	0.0000	0.0000
IC - INTERNAL COMM RATE	6	1,101.82	0.00	0.00	0.000000	0.0000	0.0000
LI - LOW INCOME	142	13,147.27	0.00	0.00	0.000000	0.0000	0.0000
MC - INACTIVE RATE CODE MC - MC	0	0.00	0.00	0.00	0.000000	0.0000	0.0000
SEW Category Totals:	3903	605,311.04	0.00	0.00	0.000000	0.0000	0.0000

Service Category: WRF-B - Water Reclamation Facility Base

Rate Code	Number	Total Net	Total Tax	Taxable	Billed Consumption	Unbilled Consumption	Total Consumption
CL - WRF - COM LODGE 5/8"-3/4"	15	303.90	0.00	0.00	0.000000	0.0000	0.0000
CM - WRF - COM LODGE 1"	4	202.64	0.00	0.00	0.000000	0.0000	0.0000
CN - WRF - COM LODGE 1.5"	1	101.30	0.00	0.00	0.000000	0.0000	0.0000
CO - WRF - COM LODGE 2"+	22	4,457.20	0.00	0.00	0.000000	0.0000	0.0000
CW - WRF - COM 5/8-3/4"	134	2,714.84	0.00	0.00	0.000000	0.0000	0.0000
CX - WRF - COM WATER 1"	28	1,418.48	0.00	0.00	0.000000	0.0000	0.0000
CZ - WRF - COM WATER 2"+	32	6,483.20	0.00	0.00	0.000000	0.0000	0.0000
M0 - WRF - MFR 5/8"-3/4"	1	20.26	0.00	0.00	0.000000	0.0000	0.0000
M3 - WRF - MFR 2"+	1	20.26	0.00	0.00	0.000000	0.0000	0.0000
R1 - WRF - RES SFR	3421	69,058.48	0.00	0.00	0.000000	0.0000	0.0000
VR - WRF - VAC RENT	363	7,322.68	0.00	0.00	0.000000	0.0000	0.0000
VR-CL - WRF - COM VAC RENT 5/8"-...	2	40.52	0.00	0.00	0.000000	0.0000	0.0000
VR-CX - WRF - COM VAC RENT 1"	1	50.66	0.00	0.00	0.000000	0.0000	0.0000
WRF-B Category Totals:	4025	92,194.42	0.00	0.00	0.000000	0.0000	0.0000

Service Category: WRF-U - Water Reclamation Facility Usage

Rate Code	Number	Total Net	Total Tax	Taxable	Billed Consumption	Unbilled Consumption	Total Consumption
CL - WRF - COM LODGE 5/8"-3/4"	15	2,264.77	0.00	0.00	0.000000	0.0000	0.0000
CM - WRF - COM LODGE 1"	4	844.24	0.00	0.00	0.000000	0.0000	0.0000
CN - WRF - COM LODGE 1.5"	1	3,392.46	0.00	0.00	0.000000	0.0000	0.0000
CO - WRF - COM LODGE 2"+	22	22,045.77	0.00	0.00	0.000000	0.0000	0.0000
CW - WRF - COM 5/8"-3/4"	134	6,984.11	0.00	0.00	0.000000	0.0000	0.0000
CX - WRF - COM 1"	28	3,546.87	0.00	0.00	0.000000	0.0000	0.0000
CZ - WRF - COM WATER 2"+	32	13,585.87	0.00	0.00	0.000000	0.0000	0.0000
M0 - WRF - MFR 5/8"-3/4"	1	471.26	0.00	0.00	0.000000	0.0000	0.0000
M3 - WRF - MFR 2"+	1	665.56	0.00	0.00	0.000000	0.0000	0.0000
R1 - INACTIVE RATE CODE R1 - WRF ...	1	0.00	0.00	0.00	0.000000	0.0000	0.0000
R1 - WRF - RES SFR	3420	72,535.28	0.00	0.00	0.000000	0.0000	0.0000
VR - WRF - VAC RENT	366	8,048.35	0.00	0.00	0.000000	0.0000	0.0000
WRF-U Category Totals:	4025	134,384.54	0.00	0.00	0.000000	0.0000	0.0000

Revenue Totals

Revenue Code	Total Billed	Taxable
100 - WATER	593,051.92	0.00
200 - WRF	226,578.96	0.00
400 - SEWER	605,311.04	0.00
901 - ACCOUNT SETUP/CLOSE	385.00	0.00
Revenue Totals:	1,425,326.92	

**CAMBRIA COMMUNITY SERVICES DISTRICT
BILLING GRAND TOTALS
BILLING PERIOD: 7/01/2024 - 8/31/2024
BILL DATE: 9/16/2024**

Service Category: WAT - Water

Rate Code	Number	Total Net	Total Tax	Taxable	Billed Consumption	Unbilled Consumption	Total Consumption
01 - SFR WATER RATES	3285	432,442.79	0.00	0.00	22264.000000	0.0000	22,264.0000
02 - MFR WATER RATES	137	25,701.59	0.00	0.00	1434.000000	0.0000	1,434.0000
03 - SFR WATER BASE ONLY	1	43.66	0.00	0.00	0.000000	0.0000	0.0000
ADDON - ADDON - CA ACCUMULAT...	41	0.00	0.00	0.00	0.000000	0.0000	0.0000
CL - COMMLODGE 5/8"-3/4"	15	7,706.80	0.00	0.00	485.000000	0.0000	485.0000
CM - COMMLODGE 1"	4	3,010.22	0.00	0.00	177.000000	0.0000	177.0000
CN - COMMLODGE 1.5"	1	8,913.22	0.00	0.00	598.000000	0.0000	598.0000
CO - COMMLODGE 2"+	22	74,947.96	0.00	0.00	4494.000000	0.0000	4,494.0000
CW - COMMWATER 5/8"-3/4"	131	31,714.14	0.00	0.00	1794.000000	0.0000	1,794.0000
CX - COMMWATER 1"	18	9,733.69	0.00	0.00	538.000000	0.0000	538.0000
CZ - COMMWATER 2"+	31	49,567.99	0.00	0.00	2493.000000	0.0000	2,493.0000
I0 - INTERNAL NO CHARGE	4	0.00	0.00	0.00	270.000000	0.0000	270.0000
I1 - INTERNAL RESIDENTIAL	1	43.66	0.00	0.00	7.000000	0.0000	7.0000
IC - INTERNAL COMMERCIAL 5/8"-3...	3	174.60	0.00	0.00	3.000000	0.0000	3.0000
IC1 - INTERNAL COMMERCIAL 1"	10	2,589.22	0.00	0.00	103.000000	0.0000	103.0000
IC2 - INTERNAL COMMERCIAL 2"	1	436.60	0.00	0.00	0.000000	0.0000	0.0000
IN - INTERNAL - CCSD-NO CHARGE	1	0.00	0.00	0.00	0.000000	0.0000	0.0000
VR-01 - VR WATER RATES	355	52,227.49	0.00	0.00	2804.000000	0.0000	2,804.0000
VR-02 - VR MF WATER RATES	4	614.12	0.00	0.00	34.000000	0.0000	34.0000
VR-CL - VR COMMLODGE 5/8"-3/4"	2	523.52	0.00	0.00	30.000000	0.0000	30.0000
VR-CW - VR COMMWATER 5/8"-3/4"	3	494.48	0.00	0.00	25.000000	0.0000	25.0000
VR-CX - VR COMMWATER 1"	1	356.34	0.00	0.00	17.000000	0.0000	17.0000
WAT Category Totals:	4071	701,242.09	0.00	0.00	37570.000000	0.0000	37,570.0000

Service Category: SEW - Sewer/WasteWater

Rate Code	Number	Total Net	Total Tax	Taxable	Billed Consumption	Unbilled Consumption	Total Consumption
01 - SFR SEWER RATE	3423	542,895.68	0.00	0.00	0.000000	0.0000	0.0000
02 - MFR SEWER RATE	113	21,048.99	0.00	0.00	0.000000	0.0000	0.0000
CS - COMMERCIAL CLASS 1	78	12,252.55	0.00	0.00	0.000000	0.0000	0.0000
CT - COMMERCIAL CLASS 2	88	49,083.91	0.00	0.00	0.000000	0.0000	0.0000
CU - COMMERCIAL CLASS 3	48	43,570.51	0.00	0.00	0.000000	0.0000	0.0000
I0 - INTERNAL NO CHARGE	0	0.00	0.00	0.00	0.000000	0.0000	0.0000
I1 - INTERNAL SFR RATE	2	1,372.25	0.00	0.00	0.000000	0.0000	0.0000
IC - INTERNAL COMM RATE	6	1,247.79	0.00	0.00	0.000000	0.0000	0.0000
LI - LOW INCOME	145	14,441.07	0.00	0.00	0.000000	0.0000	0.0000
MC - INACTIVE RATE CODE MC - MC	0	0.00	0.00	0.00	0.000000	0.0000	0.0000
SEW Category Totals:	3903	685,912.75	0.00	0.00	0.000000	0.0000	0.0000

Service Category: WRF-B - Water Reclamation Facility Base

Rate Code	Number	Total Net	Total Tax	Taxable	Billed Consumption	Unbilled Consumption	Total Consumption
CL - WRF - COM LODGE 5/8"-3/4"	15	303.90	0.00	0.00	0.000000	0.0000	0.0000
CM - WRF - COM LODGE 1"	4	202.64	0.00	0.00	0.000000	0.0000	0.0000
CN - WRF - COM LODGE 1.5"	1	101.30	0.00	0.00	0.000000	0.0000	0.0000
CO - WRF - COM LODGE 2"+	22	4,457.20	0.00	0.00	0.000000	0.0000	0.0000
CW - WRF - COM 5/8"-3/4"	134	2,673.04	0.00	0.00	0.000000	0.0000	0.0000
CX - WRF - COM WATER 1"	28	1,393.55	0.00	0.00	0.000000	0.0000	0.0000
CZ - WRF - COM WATER 2"+	32	6,383.51	0.00	0.00	0.000000	0.0000	0.0000
M0 - WRF - MFR 5/8"-3/4"	1	20.26	0.00	0.00	0.000000	0.0000	0.0000
M3 - WRF - MFR 2"+	1	20.26	0.00	0.00	0.000000	0.0000	0.0000
R1 - WRF - RES SFR	3422	69,027.13	0.00	0.00	0.000000	0.0000	0.0000
R1-NS - INACTIVE RATE CODE R1-NS...	2	16.08	0.00	0.00	0.000000	0.0000	0.0000
VR - WRF - VAC RENT	362	7,297.13	0.00	0.00	0.000000	0.0000	0.0000
VR-CL - WRF - COM VAC RENT 5/8"-...	2	40.52	0.00	0.00	0.000000	0.0000	0.0000
VR-CX - WRF - COM VAC RENT 1"	1	50.66	0.00	0.00	0.000000	0.0000	0.0000
WRF-B Category Totals:	4025	91,987.18	0.00	0.00	0.000000	0.0000	0.0000

Service Category: WRF-U - Water Reclamation Facility Usage

Rate Code	Number	Total Net	Total Tax	Taxable	Billed Consumption	Unbilled Consumption	Total Consumption
CL - WRF - COM LODGE 5/8"-3/4"	15	2,785.21	0.00	0.00	0.000000	0.0000	0.0000
CM - WRF - COM LODGE 1"	4	1,069.82	0.00	0.00	0.000000	0.0000	0.0000
CN - WRF - COM LODGE 1.5"	1	3,961.96	0.00	0.00	0.000000	0.0000	0.0000
CO - WRF - COM LODGE 2"+	22	29,181.28	0.00	0.00	0.000000	0.0000	0.0000
CW - WRF - COM 5/8"-3/4"	134	9,114.89	0.00	0.00	0.000000	0.0000	0.0000
CX - WRF - COM 1"	28	3,546.85	0.00	0.00	0.000000	0.0000	0.0000
CZ - WRF - COM WATER 2"+	32	15,665.11	0.00	0.00	0.000000	0.0000	0.0000
M0 - WRF - MFR 5/8"-3/4"	1	457.86	0.00	0.00	0.000000	0.0000	0.0000
M3 - WRF - MFR 2"+	1	538.26	0.00	0.00	0.000000	0.0000	0.0000
R1 - INACTIVE RATE CODE R1 - WRF ...	2	4.46	0.00	0.00	0.000000	0.0000	0.0000
R1 - WRF - RES SFR	3421	84,200.89	0.00	0.00	0.000000	0.0000	0.0000
VR - WRF - VAC RENT	365	10,521.87	0.00	0.00	0.000000	0.0000	0.0000
WRF-U Category Totals:	4025	161,048.46	0.00	0.00	0.000000	0.0000	0.0000

Revenue Totals

Revenue Code	Total Billed	Taxable
100 - WATER	701,242.09	0.00
200 - WRF	253,035.64	0.00
400 - SEWER	685,912.75	0.00
901 - ACCOUNT SETUP/CLOSE	308.00	0.00

Revenue Totals: 1,640,498.48

CCSD WATER LOSS 2024

Source	Jan	Feb	Jan/Feb	Mar	Apr	Mar/Apr	May	June	May/June	July	Aug	July/Aug	Sept	Oct	Sept/Oct	Nov	Dec	Nov/Dec	Annual Totals
Billing (from summaries)			22409			25399			32287			37570			0			0	117665
Billing Adds (lcf)			122			63			48			59			0			0	292
Billing Adjustments (lcf)			-202			-53			-10			-29			0			0	-293
Net Billing (lcf)			22329			25410			32325			37600			0			0	117664
Billing (af)			5126			5833			7421			8632			0.00			0.00	270.12
Net Water Production (af)	37.35	32.69	70.04	37.69	37.12	74.81	41.23	46.05	87.28	53.31	49.60	102.91	0.00	0.00	0.00	0.00	0.00	0.00	335.04
Unbilled Metered (af)	0.00	0.00	0.00	0.01	0.01	0.02	0.05	0.53	0.58	0.56	0.44	1.00	0.00	0.00	0.00	0.00	0.00	0.00	1.60
Fire Department Use (af)*	0.09	0.08	0.18	0.09	0.09	0.19	0.10	0.12	0.22	0.13	0.12	0.26	0.00	0.00	0.00	0.00	0.00	0.00	0.84
Unauthorized Consumption (AF)			51.44			58.54			75.01			87.58			0.00			0.00	272.56
Unaccounted for H2O (af)			18.60			16.37			12.27			15.33			0.00			0.00	62.48
Estimated Leak Loss (gal)**	21300	0	21300	10000	7500	17500	12000	105000	117000	44000	49000	93000	0	0	0	0	0	0	248800.00
Estimated Leak Loss (af)	0.07	0.00	0.07	0.03	0.02	0.05	0.04	0.32	0.36	0.14	0.15	0.29	0.00	0.00	0.00	0.00	0.00	0.00	0.76
% Water Loss			36.2%			27.8%			16.4%			17.5%			#DIV/0!			#DIV/0!	22.9%

Note: Billing totals reflected here include internal adjustments made by utility billing (such as account start/stops) and may not match the billing summaries available to the public. The most accurate number of units actually passed through customer meters can be found on this document as Net Billing. Totals are updated as information becomes available.

*Estimate based on AWWA recommendation for California (0.25% of production)

**Based on reported service line or main repairs. Get from DiamondMaps

Light blue shaded cells are cells where data is entered. All other cells are calculated.

Annual Summary

Billing Period	2016	2017	2018	2019	2020	2021	2022	2023	2024
Jan-Feb	18%	19%	14%	7%	15%	6.8%	13.5%	13.5%	36.2%
Mar-Apr	13%	41%	22%	25%	14%	13.6%	9.8%	16.4%	27.8%
May-Jun	4%	39%	9%	2%	8%	7.1%	14.5%	10.7%	16.4%
Jul-Aug	11%	14%	10%	16%	11%	7.6%	12.4%	15.7%	17.5%
Sep-Oct	16%	-1%	6%	12%	12%	17.4%	13.3%	18.5%	#DIV/0!
Nov-Dec	15%	15%	14%	6%	6%	11.0%	22.9%	18.2%	#DIV/0!
Average	12.8%	21.1%	12.6%	11.4%	10.9%	10.6%	14.4%	15.5%	26.8%

Mar-Jun 2017: Bluebird leak under Santa Rosa Creek

Nov-Dec 2022: Inflated water loss due to early meter read and thus lower than normal consumption

Sep-Oct 2023: water loss due to water main break near intersection of Main St and Cambria Dr

Jan-Feb 2024: Inflated losses due to the billing average that took place

**CAMBRIA COMMUNITY SERVICES DISTRICT
NET WATER DIVERSION, BY SOURCE
REPORTED IN ACRE-FEET**

YEAR	SOURCE	JAN	FEB	MAR	APR	MAY	JUN	JUL	AUG	SEP	OCT	NOV	DEC	ANNUAL TOTAL	YEAR
DIFFERENCE (Current YR - Previous YR)		2.08	-0.96	3.18	-1.30	0.65	2.59	1.18	1.11	-0.06					
2024	S.S.	35.76	31.01	36.76	36.47	37.36	12.09	35.11	21.40	8.64	0.00	0.00	0.00	254.58	2024
	S.R.	1.60	1.69	0.92	0.65	3.87	34.80	17.64	27.77	36.37	0.00	0.00	0.00	125.30	
	SS & SR TOTAL	37.35	32.69	37.68	37.12	41.23	46.89	52.75	49.16	45.01	0.00	0.00	0.00	379.88	
	AWTP	0.00	0.00	0.00	0.00	0.00	0.00	0.00	0.00	0.00	0.00	0.00	0.00	0.00	
2023	S.S.	34.88	33.18	30.27	37.48	35.36	32.09	35.66	29.96	29.01	14.94	40.76	43.02	396.61	2023
	S.R.	0.40	0.48	4.22	0.94	5.22	12.21	15.91	18.09	16.06	31.66	2.73	0.89	108.80	
	SS & SR TOTAL	35.28	33.66	34.50	38.42	40.57	44.30	51.57	48.05	45.07	46.60	43.49	43.91	505.42	
	AWTP	0.00	0.00	0.00	0.00	0.00	0.00	0.00	0.00	0.00	0.00	0.00	0.00	0.00	
2022	S.S.	13.35	35.93	40.71	39.95	43.22	33.05	26.13	19.40	13.74	17.92	31.27	36.45	351.11	2022
	S.R.	23.95	0.04	0.03	0.04	0.05	11.17	23.27	27.59	28.77	25.30	7.44	0.32	147.98	
	SS & SR TOTAL	37.30	35.97	40.74	39.99	43.27	44.22	49.41	46.98	42.50	43.22	38.71	36.77	499.09	
	AWTP	0.00	0.00	0.00	0.00	0.00	0.00	0.00	0.00	0.00	0.00	0.00	0.00	0.00	
2021	S.S.	31.92	26.91	34.69	36.88	36.41	34.84	31.03	30.49	31.75	27.27	27.28	21.16	370.62	2021
	S.R.	9.00	10.22	8.91	9.05	12.02	14.41	20.65	16.40	11.30	14.52	11.69	16.81	155.00	
	SS & SR TOTAL	40.92	37.14	43.60	45.93	48.43	49.25	51.68	46.89	43.05	41.79	38.97	37.97	525.61	
	AWTP	0.00	0.00	0.00	0.00	0.00	0.00	0.00	0.00	0.00	0.00	0.00	0.00	0.00	
2020	S.S.	34.86	34.07	30.68	26.63	36.29	40.67	33.16	35.23	34.60	39.39	31.34	13.98	390.90	2020
	S.R.	4.10	5.37	6.32	8.97	7.21	7.77	19.10	17.85	14.22	10.67	12.61	27.85	142.04	
	SS & SR TOTAL	38.96	39.43	37.00	35.60	43.50	48.44	52.25	53.08	48.82	50.06	43.95	41.83	532.93	
	AWTP	0.00	0.00	0.00	0.00	0.00	0.00	0.00	0.00	0.00	0.00	0.00	0.00	0.00	
2019	S.S.	34.49	23.50	24.82	33.30	35.07	36.17	41.98	39.45	36.02	37.32	33.64	26.26	402.00	2019
	S.R.	3.25	9.73	13.89	8.50	7.75	10.16	10.80	10.45	11.12	11.42	11.15	13.78	122.00	
	SS & SR TOTAL	37.74	33.23	38.71	41.80	42.81	46.33	52.78	49.91	47.13	48.74	44.78	40.05	524.00	
	AWTP	0.00	0.00	0.00	0.00	0.00	0.00	0.00	0.00	0.00	0.00	0.00	0.00	0.00	
2018	S.S.	14.65	15.73	24.97	32.09	38.50	38.30	32.13	21.54	17.99	12.97	12.65	30.43	291.97	2018
	S.R.	30.09	23.61	13.23	6.96	5.02	7.89	22.00	30.88	27.67	31.81	30.59	10.11	239.85	
	SS & SR TOTAL	44.74	39.34	38.20	39.05	43.52	46.19	54.13	52.42	45.67	44.78	43.24	40.54	531.82	
	AWTP	0.00	0.00	0.00	0.00	0.00	0.00	0.00	0.00	0.00	0.00	0.00	0.00	0.00	
2017	S.S.	31.85	18.62	40.94	45.34	46.26	34.05	22.86	16.93	23.78	26.18	20.90	22.54	350.25	2017
	S.R.	6.97	14.54	6.02	9.89	18.14	28.49	32.63	32.27	16.96	12.25	20.29	21.27	219.72	
	SS & SR TOTAL	38.82	33.17	46.95	55.23	64.40	62.55	55.49	49.20	40.74	38.43	41.19	43.81	569.97	
	AWTP	0.00	0.00	0.00	0.00	0.00	0.00	0.00	0.00	0.00	0.00	0.00	0.00	0.00	
2016	S.S.	16.21	8.82	19.61	21.27	24.30	28.06	28.37	26.49	26.02	6.49	5.66	21.53	232.83	2016
	S.R.	18.10	27.70	16.92	15.76	15.92	13.96	20.53	18.31	16.92	34.50	31.75	18.46	248.83	
	SS & SR TOTAL	34.31	36.53	36.52	37.03	40.21	42.02	48.90	44.80	42.94	40.99	37.42	39.98	481.66	
	AWTP	0.00	0.00	0.00	0.00	0.00	0.00	0.00	0.00	0.00	10.33	7.04	5.70	23.07	
2015	S.S.	19.95	16.65	17.16	17.79	16.18	14.14	15.14	17.39	20.36	26.17	23.74	21.23	225.89	2015
	S.R.	14.77	14.90	20.53	20.68	20.99	26.51	29.51	27.78	21.94	16.05	13.57	13.90	241.13	
	SS & SR TOTAL	34.72	31.55	37.69	38.47	37.17	40.65	44.65	45.17	42.30	42.22	37.31	35.13	467.02	
	AWTP	5.55	14.34	12.49	7.61	0.00	0.00	0.00	0.00	0.00	3.68	8.07	6.29	10.89	
2014	S.S.	22.93	16.97	24.90	25.03	19.39	14.40	11.94	0.00	0.76	24.32	13.74	23.81	198.17	2014
	S.R.	34.69	19.85	10.00	10.44	18.88	24.19	30.89	43.09	36.26	12.06	18.63	9.62	268.59	
	SS & SR TOTAL	57.62	36.82	34.90	35.47	38.27	38.59	42.82	43.09	37.01	36.37	32.36	33.44	466.76	
	AWTP														
2013	S.S.	50.55	47.40	54.72	55.27	63.18	46.01	60.82	72.32	57.73	29.84	26.72	28.61	593.16	2013
	S.R.	0.00	0.00	0.00	4.27	5.28	27.57	18.12	3.50	7.62	22.56	25.38	25.61	139.91	
	SS & SR TOTAL	50.55	47.40	54.72	59.54	68.45	73.58	78.94	75.82	65.35	52.40	52.11	54.22	733.07	
	AWTP														

**CAMBRIA COMMUNITY SERVICES DISTRICT
NET WATER DIVERSION, BY SOURCE
REPORTED IN ACRE-FEET**

YEAR	SOURCE	JAN	FEB	MAR	APR	MAY	JUN	JUL	AUG	SEP	OCT	NOV	DEC	ANNUAL TOTAL	YEAR
2012	S.S.	50.12	48.09	52.60	50.52	60.06	56.53	48.17	41.12	36.72	42.22	48.70	50.88	585.73	2012
	S.R.	3.54	0.79	0.00	0.66	1.44	11.14	27.95	33.22	29.98	21.43	8.86	0.00	139.01	
	SS & SR TOTAL	53.66	48.88	52.60	51.18	61.50	67.67	76.12	74.34	66.70	63.65	57.56	50.88	724.74	
2011	S.S.	48.05	43.36	45.17	52.11	53.94	49.27	60.52	55.52	45.40	45.67	46.28	51.87	597.16	2011
	S.R.	0.00	0.70	0.00	0.76	6.65	11.03	12.97	14.82	19.45	14.15	5.19	0.00	85.72	
	SS & SR TOTAL	48.05	44.06	45.17	52.87	60.59	60.30	73.49	70.34	64.85	59.82	51.47	51.87	682.88	
2010	S.S.	45.44	40.48	47.48	48.39	56.26	55.29	50.73	44.58	35.05	37.61	36.14	36.45	533.90	2010
	S.R.	0.00	0.00	0.77	0.62	0.68	8.74	21.96	27.30	32.52	21.71	14.48	9.73	138.51	
	SS & SR TOTAL	45.44	40.48	48.25	49.01	56.94	64.03	72.69	71.88	67.57	59.32	50.62	46.18	672.41	
2009	S.S.	28.17	37.57	50.95	58.52	48.56	37.47	48.80	40.69	31.99	44.62	53.05	46.55	526.94	2009
	S.R.	24.83	3.81	0.00	0.00	13.53	26.06	25.21	34.10	32.64	11.02	0.00	1.34	172.54	
	SS & SR TOTAL	53.00	41.38	50.95	58.52	62.09	63.53	74.01	74.79	64.63	55.64	53.05	47.89	699.48	
2008	S.S.	43.35	45.35	51.55	52.59	40.45	33.03	40.15	47.57	47.24	41.53	21.47	25.41	489.69	2008
	S.R.	2.33	0.67	0.71	2.20	24.69	33.55	32.94	24.87	18.26	21.03	32.21	24.46	217.92	
	SS & SR TOTAL	45.68	46.02	52.26	54.79	65.14	66.58	73.09	72.44	65.50	62.56	53.68	49.87	707.61	
2007	S.S.	57.70	47.45	56.47	60.50	56.11	51.21	55.95	63.48	58.72	37.58	34.83	38.61	618.61	2007
	S.R.	0.00	0.00	0.60	1.81	14.47	22.24	23.47	12.37	5.29	18.70	21.20	9.42	129.57	
	SS & SR TOTAL	57.70	47.45	57.07	62.31	70.58	73.45	79.42	75.85	64.01	56.28	56.03	48.03	748.18	
2006	S.S.	50.81	49.10	48.82	49.65	60.58	65.65	56.12	59.67	52.49	42.86	34.46	42.75	612.96	2006
	S.R.	0.00	0.78	0.00	0.62	0.74	2.56	23.58	20.72	20.17	23.88	26.46	13.63	133.14	
	SS & SR TOTAL	50.81	49.88	48.82	50.27	61.32	68.21	79.70	80.39	72.66	66.74	60.92	56.38	746.10	
2005	S.S.	50.05	46.16	51.09	55.01	65.70	68.81	80.52	61.60	48.71	47.08	40.83	36.70	652.26	2005
	S.R.	0.00	0.62	0.93	0.76	0.76	0.73	1.64	17.32	20.25	21.69	16.92	7.36	88.98	
	SS & SR TOTAL	50.05	46.78	52.02	55.77	66.46	69.54	82.16	78.92	68.96	68.77	57.75	44.06	741.24	
2004	S.S.	55.83	51.40	58.56	64.33	67.98	52.62	47.04	39.68	41.06	34.80	49.30	49.92	612.52	2004
	S.R.	0.00	0.61	1.17	4.84	8.68	22.08	30.80	36.30	27.32	24.95	1.73	1.63	160.11	
	SS & SR TOTAL	55.83	52.01	59.73	69.17	76.66	74.70	77.84	75.98	68.38	59.75	51.03	51.55	772.63	
2003	S.S.	52.73	49.97	57.35	58.32	62.82	68.22	65.05	63.34	58.91	67.08	56.20	48.84	708.83	2003
	S.R.	0.70	1.11	0.48	0.94	1.84	5.63	19.77	22.04	16.00	6.58	3.12	5.84	84.05	
	SS & SR TOTAL	53.43	51.08	57.83	59.26	64.66	73.85	84.82	85.38	74.91	73.66	59.32	54.68	792.88	
2002	S.S.	54.43	52.23	60.70	65.43	60.75	55.13	66.79	73.35	66.59	62.03	56.36	53.98	727.77	2002
	S.R.	1.28	1.27	1.10	1.11	14.82	22.79	19.54	9.67	3.52	4.02	2.04	0.55	81.71	
	SS & SR TOTAL	55.71	53.50	61.80	66.54	75.57	77.92	86.33	83.02	70.11	66.05	58.40	54.53	809.48	
2001	S.S.	56.16	48.05	55.92	60.69	73.30	77.51	85.01	78.50	53.45	56.21	48.16	52.29	745.25	2001
	S.R.	0.00	0.00	0.00	0.00	0.00	0.00	0.00	5.78	21.08	16.87	8.06	0.89	52.68	
	SS & SR TOTAL	56.16	48.05	55.92	60.69	73.30	77.51	85.01	84.28	74.53	73.08	56.22	53.18	797.93	
2000	S.S.	56.41	50.43	55.27	65.40	70.84	73.60	85.00	84.68	73.30	65.60	58.49	59.80	798.82	2000
	S.R.	0.00	0.00	0.00	0.00	0.00	0.00	0.00	0.00	0.00	0.00	0.00	0.00	0.00	
	SS & SR TOTAL	56.41	50.43	55.27	65.40	70.84	73.60	85.00	84.68	73.30	65.60	58.49	59.80	798.82	
1999	S.S.	56.40	45.26	52.16	57.40	70.43	71.35	85.41	82.68	69.45	68.04	57.78	57.69	774.05	1999
	S.R.	0.01	0.01	0.01	0.04	0.02	0.07	0.01	0.02	0.32	0.02	0.00	0.00	0.53	
	SS & SR TOTAL	56.41	45.27	52.17	57.44	70.45	71.42	85.42	82.70	69.77	68.06	57.78	57.69	774.58	
1998	S.S.	44.39	46.36	47.00	50.53	56.43	63.43	77.75	80.30	68.35	66.58	54.06	52.13	707.31	1998
	S.R.	0.01	0.01	0.01	0.01	0.00	0.01	0.01	0.09	0.01	0.00	0.00	0.00	0.16	
	SS & SR TOTAL	44.40	46.37	47.01	50.54	56.43	63.44	77.76	80.39	68.36	66.58	54.06	52.13	707.47	
17	S.S.	50.61	49.20	65.66	68.65	76.18	79.14	82.31	57.02	37.32	27.50	38.96	45.96	678.51	17

**CAMBRIA COMMUNITY SERVICES DISTRICT
NET WATER DIVERSION, BY SOURCE
REPORTED IN ACRE-FEET**

YEAR	SOURCE	JAN	FEB	MAR	APR	MAY	JUN	JUL	AUG	SEP	OCT	NOV	DEC	ANNUAL TOTAL	YEAR
1999	S.R.	0.02	0.08	0.02	0.02	0.02	0.02	0.38	25.92	31.54	36.85	12.41	0.01	107.29	1999
	SS & SR TOTAL	50.63	49.28	65.68	68.67	76.20	79.16	82.69	82.94	68.86	64.35	51.37	45.97	785.80	
1996	S.S.	46.66	43.40	47.39	56.95	66.18	70.83	75.70	77.27	68.23	65.58	50.37	49.43	717.99	1996
	S.R.	0.01	0.03	0.03	0.03	0.03	0.01	0.03	0.02	0.01	0.02	0.02	0.02	0.26	
SS & SR TOTAL	46.67	43.43	47.42	56.98	66.21	70.84	75.73	77.29	68.24	65.60	50.39	49.45	718.25		
1995	S.S.	41.30	41.10	47.10	52.14	53.50	59.00	74.70	74.10	65.40	64.70	55.30	47.60	675.94	1995
	S.R.	1.90	0.00	0.00	0.00	0.00	0.00	0.00	0.00	0.00	0.00	0.00	0.00	1.90	
SS & SR TOTAL	43.20	41.10	47.10	52.14	53.50	59.00	74.70	74.10	65.40	64.70	55.30	47.60	677.84		
1994	S.S.	47.00	38.60	48.60	52.00	54.60	63.40	69.30	47.80	31.70	30.80	28.20	26.00	538.00	1994
	S.R.	0.00	0.00	0.00	0.00	0.10	0.00	0.00	25.00	30.20	27.70	21.20	19.90	124.10	
SS & SR TOTAL	47.00	38.60	48.60	52.00	54.70	63.40	69.30	72.80	61.90	58.50	49.40	45.90	662.10		
1993	S.S.	50.10	45.70	52.60	56.30	68.30	68.80	68.10	69.80	59.80	56.10	51.40	43.50	690.50	1993
	S.R.	0.50	0.30	0.00	0.00	0.10	0.00	0.00	0.00	0.00	0.00	0.00	0.00	0.90	
SS & SR TOTAL	50.60	46.00	52.60	56.30	68.40	68.80	68.10	69.80	59.80	56.10	51.40	43.50	691.40		
1992	S.S.	45.30	42.20	45.90	55.20	64.00	58.10	44.90	41.80	35.00	32.80	34.00	43.10	542.30	1992
	S.R.	0.80	0.30	0.10	0.40	0.50	6.10	22.70	28.10	26.30	25.10	19.50	5.50	135.40	
SS & SR TOTAL	46.10	42.50	46.00	55.60	64.50	64.20	67.60	69.90	61.30	57.90	53.50	48.60	677.70		
1991	S.S.	26.90	23.10	32.70	39.60	48.60	44.10	40.10	34.80	30.50	28.00	26.40	30.10	404.90	1991
	S.R.	15.30	13.10	0.50	0.10	0.10	5.50	15.00	21.60	20.20	21.00	19.70	18.70	150.80	
SS & SR TOTAL	42.20	36.20	33.20	39.70	48.70	49.60	55.10	56.40	50.70	49.00	46.10	48.80	555.70		
1990	S.S.	45.70	47.00	55.28	44.75	31.46	32.34	40.00	38.00	31.91	31.40	29.40	29.90	457.14	1990
	S.R.	8.70	0.80	0.50	18.03	32.30	26.79	22.30	22.20	20.64	20.20	19.30	14.90	206.66	
SS & SR TOTAL	54.40	47.80	55.78	62.78	63.76	59.13	62.30	60.20	52.55	51.60	48.70	44.80	663.80		
1989	S.S.	51.00	47.90	53.90	61.90	57.20	62.20	69.20	60.90	36.30	38.70	42.60	40.60	622.40	1989
	S.R.	0.00	0.00	0.00	1.00	13.80	13.50	17.90	28.00	42.00	22.60	17.60	18.20	174.60	
SS & SR TOTAL	51.00	47.90	53.90	62.90	71.00	75.70	87.10	88.90	78.30	61.30	60.20	58.80	797.00		
1988	S.S.	51.20	57.90	63.20	47.30	57.40	44.20	50.00	51.70	41.90	37.40	27.40	36.00	565.60	1988
	S.R.	0.00	0.00	0.00	16.30	15.70	30.70	31.20	34.90	36.00	34.90	35.20	19.00	253.90	
SS & SR TOTAL	51.20	57.90	63.20	63.60	73.10	74.90	81.20	86.60	77.90	72.30	62.60	55.00	819.50		
1987	S.S.	41.51	41.30	48.40	63.00	68.80	63.80	66.10	62.90	49.90	36.40	32.90	42.30	617.31	1987
	S.R.	10.20	3.80	0.00	0.00	2.00	13.80	22.40	26.00	28.80	35.60	19.30	6.59	168.49	
SS & SR TOTAL	51.71	45.10	48.40	63.00	70.80	77.60	88.50	88.90	78.70	72.00	52.20	48.89	785.80		

Net diversion totals reported 2016 to current. Previous years are gross totals and may include water volumes also reported under riparian statements.



Cambria CSD

Expense Approval Report

By Vendor Name

Payment Dates 9/1/2024 - 9/30/2024

Vendor Name	Payment #	Pmt Date	Description (Item)	Account Number	Amount
Vendor: 12644 - A-1 GLASS					
A-1 GLASS	80219	09/12/2024	F&R/DOOR GLASS & WINDSHIELD GLASS	01-6041L-02	220.69
Vendor 12644 - A-1 GLASS Total:					220.69
Vendor: 10415 - ABILITY					
ABILITY	80301	09/20/2024	ADM/ANNUAL CHARGES	01-6060P-09	2,000.00
Vendor 10415 - ABILITY Total:					2,000.00
Vendor: 10057 - ADOBE INC.					
ADOBE INC.	80220	09/12/2024	ADM/AI ASSISTANT FOR ADOBE - GENERAL MANAGER	01-60440-09	30.14
Vendor 10057 - ADOBE INC. Total:					30.14
Vendor: 10064 - AGP VIDEO					
AGP VIDEO	80258	09/12/2024	ADM/VIDEO PRODUCTION & DISTRIBUTION SERVICES	01-61150-09	3,600.00
Vendor 10064 - AGP VIDEO Total:					3,600.00
Vendor: 12771 - AGUIRRE, DAVID					
AGUIRRE, DAVID	80191	09/06/2024	F&R/MONTHLY CELL PHONE & INTERNET ALLOWANCE	01-6060C-02	55.00
Vendor 12771 - AGUIRRE, DAVID Total:					55.00
Vendor: 12703 - ALLSTAR INDUSTRIAL SUPPLY					
ALLSTAR INDUSTRIAL SUPPLY	80221	09/12/2024	WW/BUSHING LOCAKABLE HANDLE, OFFSET WAFER	12-6032T-12	493.35
Vendor 12703 - ALLSTAR INDUSTRIAL SUPPLY Total:					493.35
Vendor: 12671 - AMAZON CAPITAL SERVICES, INC.					
AMAZON CAPITAL SERVICES, INC.	DFT0004036	09/25/2024	ADM/STANDING COMMITTEE MEETING TABLES	01-61150-09	1,070.93
AMAZON CAPITAL SERVICES, INC.	DFT0004037	09/25/2024	F&R/PVC COATED WRK GLOVES, SFTY GLASSES & DR SIGNS	01-6033B-02	345.63
AMAZON CAPITAL SERVICES, INC.	DFT0004038	09/25/2024	FD/USB-C & USB-A HUB FOR MACBOOK	01-60450-01	49.32
AMAZON CAPITAL SERVICES, INC.	DFT0004039	09/25/2024	WD/WW/GROUND COFFEE	11-6033B-11	137.50
AMAZON CAPITAL SERVICES, INC.	DFT0004039	09/25/2024	WD/WW/GROUND COFFEE	12-6033B-12	137.50
AMAZON CAPITAL SERVICES, INC.	DFT0004040	09/25/2024	ADM/BANKERS FILE STORAGE BOXES	01-60500-09	281.48
AMAZON CAPITAL SERVICES, INC.	DFT0004041	09/25/2024	FD/TONER CARTRIDGE REPLACEMENT	01-60500-01	75.28
AMAZON CAPITAL SERVICES, INC.	DFT0004042	09/25/2024	F&R/POSION IVY & OAK POST SKIN TOWELETTES	01-60900-02	22.82
AMAZON CAPITAL SERVICES, INC.	DFT0004043	09/25/2024	F&R/USB PROGRAM CABLE	01-60930-02	32.15
AMAZON CAPITAL SERVICES, INC.	DFT0004044	09/25/2024	FD/HARD SHELL CASE FOR MACBOOK AIR	01-60450-01	14.47
AMAZON CAPITAL SERVICES, INC.	DFT0004045	09/25/2024	FD/HEAVY DUTY 3 RING BINDER	01-60500-01	11.66
AMAZON CAPITAL SERVICES, INC.	DFT0004046	09/25/2024	F&R/BELT CLIPS & CHARGERS FOR RADIOS	01-60930-02	89.52
AMAZON CAPITAL SERVICES, INC.	DFT0004047	09/25/2024	FD/NUMBERED DIVIDERS	01-60500-01	62.18
AMAZON CAPITAL SERVICES, INC.	DFT0004048	09/25/2024	FD/MULTIFOLD PAPER TOWELS & KITCHEN SPONGES	01-60900-01	121.60
AMAZON CAPITAL SERVICES, INC.	DFT0004049	09/25/2024	ADM/WIRELESS KEYBOARD & MOUSE	01-60500-09	31.21
AMAZON CAPITAL SERVICES, INC.	DFT0004050	09/25/2024	ADM/ POST-IT TABS & FILE FOLDERS	01-60500-09	18.24
AMAZON CAPITAL SERVICES, INC.	DFT0004051	09/25/2024	F&R/POISON IVY & OAK POST CONTACT TOWELETTES	01-60900-02	68.46
AMAZON CAPITAL SERVICES, INC.	DFT0004052	09/25/2024	ADM/NEW ADMIN OFFICE WALL PAYMENT BOX	01-6033B-09	89.61
AMAZON CAPITAL SERVICES, INC.	DFT0004053	09/25/2024	ADM/GROUND COFFEE FOR BOARD MEETINGS	01-61150-09	94.80
AMAZON CAPITAL SERVICES, INC.	DFT0004054	09/25/2024	F&R/POISON IVY & OAK POST CONTACT TOWELETTES	01-60930-02	34.23
AMAZON CAPITAL SERVICES, INC.	DFT0004055	09/25/2024	F&R/JANITORIAL CARTS W/3 SHELVES & VINYL BAG	01-60930-02	155.72
AMAZON CAPITAL SERVICES, INC.	DFT0004056	09/25/2024	FD/REIMB FOR HARD SHEEL CASE & KEYBOARD COVER	01-60450-01	(19.28)
Vendor 12671 - AMAZON CAPITAL SERVICES, INC. Total:					2,925.03
Vendor: 10114 - ANDREW THOMSON					
ANDREW THOMSON	80222	09/12/2024	WD/CONNECT & CALIBRATE TRANSDUCERS ON SR4	11-6031R-11	1,700.00
ANDREW THOMSON	80222	09/12/2024	WW/EMRG TRBLSHT FAILED OUTPUT CARD ON LS B	12-6032L-12	1,445.66
Vendor 10114 - ANDREW THOMSON Total:					3,145.66
Vendor: 10134 - ARTHO, ANTONI D					
ARTHO, ANTONI D	80192	09/06/2024	WW/MONTHLY CELL PHONE & INTERNET REIMB	12-6060C-12	100.00
Vendor 10134 - ARTHO, ANTONI D Total:					100.00
Vendor: 10135 - ASAP REPROGRAPHICS					
ASAP REPROGRAPHICS	80223	09/12/2024	ADM/CCSD ADMIN CITATION FORMS	01-6011I-09	1,532.31
ASAP REPROGRAPHICS	80223	09/12/2024	WD/SS CRK INSTREAM FLOW STUDY ASSESSMENT	11-6011I-11	264.97
ASAP REPROGRAPHICS	80335	09/25/2024	F&R/COMMUNITY PARK PLANS	01-60530-02	23.49
Vendor 10135 - ASAP REPROGRAPHICS Total:					1,820.77

Vendor Name	Payment #	Pmt Date	Description (Item)	Account Number	Amount
Vendor: 10144 - AT&T/CALNET3					
AT&T/CALNET3	80268	09/12/2024	WW/ALARM AT LIFT STATION A	12-6060P-12	31.21
AT&T/CALNET3	80268	09/12/2024	WW/ALARM AT LIFT STATION B3	12-6060P-12	31.24
AT&T/CALNET3	80268	09/12/2024	WD/PINE KNOLLS TANK SCADA	11-6060P-11	62.66
AT&T/CALNET3	80268	09/12/2024	FD/FAX LINE	01-6060P-01	21.74
AT&T/CALNET3	80268	09/12/2024	WW/ALARM AT LIFT STATION B1	12-6060P-12	31.32
AT&T/CALNET3	80268	09/12/2024	WW/ALARM AT LIFT STATION B2	12-6060P-12	31.24
AT&T/CALNET3	80268	09/12/2024	WW/ALARM AT LIFT STATION B	12-6060P-12	31.36
AT&T/CALNET3	80268	09/12/2024	WW/ALARM AT LIFT STATION 9	12-6060P-12	31.18
AT&T/CALNET3	80268	09/12/2024	WW/ALARM AT LIFT STATION A1	12-6060P-12	31.28
AT&T/CALNET3	80268	09/12/2024	WD/TELEMETRY SYSTEMS	11-6060P-11	31.18
AT&T/CALNET3	80268	09/12/2024	F&R/ALARM AT VET'S HALL	01-6060P-02	60.47
AT&T/CALNET3	80268	09/12/2024	WW/ALARM AT LIFT STATION 4	12-6060P-12	31.25
AT&T/CALNET3	80268	09/12/2024	WW/ALARM AT LIFT STATION 8	12-6060P-12	31.29
AT&T/CALNET3	80268	09/12/2024	WD/LIEMERT PUMP STATION	11-6060P-11	31.20
AT&T/CALNET3	80268	09/12/2024	F&R/RODEO GROUNDS	01-6060P-02	27.16
AT&T/CALNET3	80268	09/12/2024	WW/PHONE SERVICE	12-6060P-12	65.75
Vendor 10144 - AT&T/CALNET3 Total:					581.53
Vendor: 10140 - AT&T					
AT&T	DFT0003922	09/07/2024	WD/WELL HEAD ZONE TO ZONE TRANSMISSION	11-6060P-11	189.45
Vendor 10140 - AT&T Total:					189.45
Vendor: 12575 - BLUME, COLTON					
BLUME, COLTON	80193	09/06/2024	FD/MONTHLY CELL PHONE REIMB	01-6060C-01	45.00
Vendor 12575 - BLUME, COLTON Total:					45.00
Vendor: 10249 - BOUND TREE MEDICAL, LLC					
BOUND TREE MEDICAL, LLC	80336	09/25/2024	FD/EMERGENCY MEDICAL SUPPLIES	01-60890-01	150.75
Vendor 10249 - BOUND TREE MEDICAL, LLC Total:					150.75
Vendor: 10260 - BRENNTAG PACIFIC, INC.					
BRENNTAG PACIFIC, INC.	80302	09/20/2024	WD/CHEMICALS	11-6091C-11	684.53
Vendor 10260 - BRENNTAG PACIFIC, INC. Total:					684.53
Vendor: 10269 - BROOKS, CRAIG					
BROOKS, CRAIG	80194	09/06/2024	FD/MONTHLY CELL PHONE REIMB	01-6060C-01	45.00
Vendor 10269 - BROOKS, CRAIG Total:					45.00
Vendor: 10288 - BURKEY, MICHAEL A					
BURKEY, MICHAEL A	80195	09/06/2024	FD/MONTHLY CELL PHONE REIMB	01-6060C-01	55.00
Vendor 10288 - BURKEY, MICHAEL A Total:					55.00
Vendor: 10317 - CAL-COAST MACHINERY INC.					
CAL-COAST MACHINERY INC.	80259	09/12/2024	F&R/COMPLETE ROTOR, BEARING ROTOR & MISC SUPPLIES	01-6041N-02	3,658.96
CAL-COAST MACHINERY INC.	80337	09/25/2024	F&R/INSPECT & REPAIR UNIT LOCKUP - JOHN DEERE 6210	01-6041N-02	394.63
Vendor 10317 - CAL-COAST MACHINERY INC. Total:					4,053.59
Vendor: 10309 - CALIF PUBLIC EMPLOYEES' RETIREMENT SYSTEM					
CALIF PUBLIC EMPLOYEES' RETIREMENT SYST	DFT0004001	09/18/2024	ADM/GASB 68 ANNUAL REPORTING	01-6080M-09	2,100.00
Vendor 10309 - CALIF PUBLIC EMPLOYEES' RETIREMENT SYSTEM Total:					2,100.00
Vendor: 10315 - CALIFORNIA WATER ENVIRONMENT ASSN					
CALIFORNIA WATER ENVIRONMENT ASSN	80224	09/12/2024	WW/GRD 1 COLLECTION SYSTEM MAINT FEE - AGARNEY	12-6120E-12	106.00
Vendor 10315 - CALIFORNIA WATER ENVIRONMENT ASSN Total:					106.00
Vendor: 10341 - CAMBRIA BUSINESS CENTER					
CAMBRIA BUSINESS CENTER	80260	09/12/2024	FD/FED EX & UPS SHIPMENT	01-60510-01	88.76
CAMBRIA BUSINESS CENTER	80260	09/12/2024	WD/SR4 SETTLEMENT AGREEMENT NOTARY FEES	01-6080L-09	55.00
Vendor 10341 - CAMBRIA BUSINESS CENTER Total:					143.76
Vendor: 10356 - CAMBRIA HARDWARE CENTER					
CAMBRIA HARDWARE CENTER	80331	09/15/2024	FD/LIQUID ANT BAIT/BORAX	01-60900-01	8.03
CAMBRIA HARDWARE CENTER	80332	09/15/2024	WD/ACETONE	11-60900-11	12.86
CAMBRIA HARDWARE CENTER	80332	09/15/2024	WD/VALVE ACTUATOR BOLTS FOR SR4	11-6031R-11	7.89
CAMBRIA HARDWARE CENTER	80333	09/15/2024	F&R/HOLE SAW SET & HAMMER BITS	01-60930-02	48.77
CAMBRIA HARDWARE CENTER	80333	09/15/2024	F&R/WALLPLATES, NUTS, BOLTS & SCREWS	01-6033B-02	26.61
CAMBRIA HARDWARE CENTER	80333	09/15/2024	F&R/TUBE BRUSH & WALLPLATES	01-6033B-02	1.06
CAMBRIA HARDWARE CENTER	80333	09/15/2024	F&R/NUTS, BOLTS & SCREWS	01-60930-02	2.09
CAMBRIA HARDWARE CENTER	80333	09/15/2024	F&R/SILVER TARP	01-6033E-02	31.09

Vendor Name	Payment #	Pmt Date	Description (Item)	Account Number	Amount
CAMBRIA HARDWARE CENTER	80333	09/15/2024	F&R/SCREW HOOK	01-6033V-02	13.06
CAMBRIA HARDWARE CENTER	80333	09/15/2024	F&R/NUTS, BOLTS & SCREWS	01-60930-02	65.40
CAMBRIA HARDWARE CENTER	80333	09/15/2024	F&R/NUTS, BOLTS & SCREWS	01-60930-02	0.80
CAMBRIA HARDWARE CENTER	80333	09/15/2024	F&R/SINGLE SIDED KEYS	01-6033B-02	25.65
CAMBRIA HARDWARE CENTER	80333	09/15/2024	F&R/RECHARGABLE AA BATTERIES & WP BLANK COVER	01-6033B-02	30.53
CAMBRIA HARDWARE CENTER	80333	09/15/2024	F&R/TRU BLUE PIPE SEALANT & MISC SUPPLIES	01-60930-02	12.74
CAMBRIA HARDWARE CENTER	80333	09/15/2024	F&R/MM REDUCER & BRASS STREET ELBOW	01-60930-02	8.45
CAMBRIA HARDWARE CENTER	80333	09/15/2024	F&R/DURACELL AA BATTERIES	01-6033B-02	27.87
CAMBRIA HARDWARE CENTER	80334	09/15/2024	WW/TEFLON TAPE	12-60930-12	9.60
CAMBRIA HARDWARE CENTER	80334	09/15/2024	WW/EXHAUST FLUID	12-6041V-12	22.51
CAMBRIA HARDWARE CENTER	80334	09/15/2024	WW/SHUTOFF FAN SPRAY, TIDE DETERGENT & BLEACH	12-60900-12	60.32
CAMBRIA HARDWARE CENTER	80334	09/15/2024	WW/GREEN MARKING PAINT	12-6032M-12	8.57
CAMBRIA HARDWARE CENTER	80334	09/15/2024	WW/SLEDGE HANDLE	12-6032M-12	18.22
CAMBRIA HARDWARE CENTER	80334	09/15/2024	WW/UTIL KNIFE, LTX PAINT CLNR & GOOF OFF REMOVER	12-6032M-12	50.34
CAMBRIA HARDWARE CENTER	80334	09/15/2024	WW/NUTS, BOLTS & SCREWS	12-6032M-12	27.71
CAMBRIA HARDWARE CENTER	80334	09/15/2024	WW/CONCRETE PATCH & PUTTY KNIFE	12-6032M-12	66.45
CAMBRIA HARDWARE CENTER	80334	09/15/2024	WW/NUTS, BOLTS & SCREWS	12-6032M-12	74.86
CAMBRIA HARDWARE CENTER	80334	09/15/2024	WW/ANCHOR CEMENT, POLE SCRAPER & PLST PAIL	12-6032M-12	75.45
CAMBRIA HARDWARE CENTER	80334	09/15/2024	WW/BATTERY FOR TD'S TEESTER	12-60920-12	5.35
CAMBRIA HARDWARE CENTER	80334	09/15/2024	WW/MANHOLE CLEANING & REPAIR SUPPLIES	12-6032M-12	45.53
CAMBRIA HARDWARE CENTER	80334	09/15/2024	WW/MASON MIX	12-6032M-12	13.93
CAMBRIA HARDWARE CENTER	80334	09/15/2024	WW/GREEN MARKING PAINT	12-6032M-12	8.57
CAMBRIA HARDWARE CENTER	80334	09/15/2024	WW/REPLACEMENT FILTER	12-6032M-12	19.29
Vendor 10356 - CAMBRIA HARDWARE CENTER Total:					829.60
Vendor: 10368 - CAMBRIA VILLAGE SQUARE					
CAMBRIA VILLAGE SQUARE	80225	09/12/2024	ADM/MONTHLY RENT - TAMSON ST SEPTEMBER 2024	01-60750-09	2,771.83
Vendor 10368 - CAMBRIA VILLAGE SQUARE Total:					2,771.83
Vendor: 10371 - CANNON CORPORATION					
CANNON CORPORATION	DFT0003958	09/12/2024	WD/WW/SS EFFLUENT LINE REPLACEMENT PROJECT	11-61700-11	808.63
CANNON CORPORATION	DFT0003958	09/12/2024	WD/WW/SS EFFLUENT LINE REPLACEMENT PROJECT	12-61700-12	808.62
Vendor 10371 - CANNON CORPORATION Total:					1,617.25
Vendor: 10375 - CARMEL & NACCASHA LLP					
CARMEL & NACCASHA LLP	80227	09/12/2024	ADM/LEGAL SERVICE GENERAL	01-6080L-09	3,312.00
CARMEL & NACCASHA LLP	80227	09/12/2024	ADM/LEGAL SERVICE GENERAL	01-6080L-09	120.00
Vendor 10375 - CARMEL & NACCASHA LLP Total:					3,432.00
Vendor: 10384 - CASTELLANOS, MICHAEL					
CASTELLANOS, MICHAEL	80196	09/06/2024	FD/MONTHLY CELL PHONE REIMB	01-6060C-01	45.00
Vendor 10384 - CASTELLANOS, MICHAEL Total:					45.00
Vendor: 10427 - CHARTER COMMUNICATIONS					
CHARTER COMMUNICATIONS	DFT0004002	09/20/2024	F&R/ADM/WD/WW/ETHERNET SVCS	01-6060I-02	394.11
CHARTER COMMUNICATIONS	DFT0004002	09/20/2024	F&R/ADM/WD/WW/ETHERNET SVCS	01-6060I-09	221.24
CHARTER COMMUNICATIONS	DFT0004002	09/20/2024	F&R/ADM/WD/WW/ETHERNET SVCS	11-6060I-11	279.00
CHARTER COMMUNICATIONS	DFT0004002	09/20/2024	F&R/ADM/WD/WW/ETHERNET SVCS	12-6060I-12	278.99
Vendor 10427 - CHARTER COMMUNICATIONS Total:					1,173.34
Vendor: 10443 - CIO SOLUTIONS, LP					
CIO SOLUTIONS, LP	DFT0003951	09/10/2024	ADM/MONTHLY COMPUTER SUPPORT SEPTEMBER 24	01-60440-09	2,826.80
CIO SOLUTIONS, LP	DFT0003959	09/16/2024	ADM/NEW COPY MACHINE INSTALLATION - TAMSON ST	01-60440-09	797.50
CIO SOLUTIONS, LP	DFT0004029	09/25/2024	ADM/MONTHLY COMPUTER SUPPORT OCTOBER 24	01-60440-09	3,054.40
Vendor 10443 - CIO SOLUTIONS, LP Total:					6,678.70
Vendor: 12593 - CIVICPLUS, LLC					
CIVICPLUS, LLC	80261	09/12/2024	ADM/ONLINE MUNICIPAL LIBRARY MANAGEMENT	01-6080M-09	900.00
Vendor 12593 - CIVICPLUS, LLC Total:					900.00
Vendor: 12817 - COGSTONE RESOURCE MANAGEMENT					
COGSTONE RESOURCE MGMT	80303	09/20/2024	PROS/SEC 106 TRIBAL CONSULTANT SKATE PARK	01-61700-16	1,192.50
Vendor 12817 - COGSTONE RESOURCE MANAGEMENT Total:					1,192.50
Vendor: 12870 - COMBAT VETERANS MOTORCYCLE ASSOCIATION					
COMBAT VETERANS MOTORCYCLE ASSOC	1216	09/12/2024	F&R/REFUND OF VET'S HALL SEC DEP FOR 7/27/24 EVENT	01-24200-02	250.00
Vendor 12870 - COMBAT VETERANS MOTORCYCLE ASSOCIATION Total:					250.00
Vendor: 12830 - CONFLUENCE ENGINEERING SOLUTIONS, INC.					
CONFLUENCE ENGINEERING	80228	09/12/2024	WD/WATERSHEAD SANITARY SURVEY UPDATE	11-6080M-11	11,745.00
Vendor 12830 - CONFLUENCE ENGINEERING SOLUTIONS, INC. Total:					11,745.00
Vendor: 10512 - CORBIN WILLITS SYSTEMS, INC.					
CORBIN WILLITS SYSTEMS, INC.	80338	09/25/2024	ADM/MONTHLY HISTORICAL ARCHIEVE ACCESS OCT 24	01-60440-09	400.00
Vendor 10512 - CORBIN WILLITS SYSTEMS, INC. Total:					400.00
Vendor: 12738 - CORE & MAIN LP					

Vendor Name	Payment #	Pmt Date	Description (Item)	Account Number	Amount
CORE & MAIN LP	80229	09/12/2024	WD/AMR BADGER WATER METER LIDS	11-6031D-11	4,375.80
CORE & MAIN LP	80229	09/12/2024	WW/AMR BADGER WATER METER LIDS	11-6031D-11	262.76
CORE & MAIN LP	80229	09/12/2024	WW/3" & 6" GRADE RINGS	12-6032M-12	240.24
Vendor 12738 - CORE & MAIN LP Total:					4,878.80
Vendor: 12818 - CSG CONSULTANTS					
CSG CONSULTANTS	80339	09/25/2024	FD/5509 OAKHURST DR APN 013.301.022	01-43730-01	67.50
Vendor 12818 - CSG CONSULTANTS Total:					67.50
Vendor: 10568 - DAVID CRYE, INC					
DAVID CRYE, INC	80304	09/20/2024	WD/CRUSHER B SAND	11-6035R-11	138.70
DAVID CRYE, INC	80340	09/25/2024	WD/CLASS II BASE & CRUSHER B SAND	11-6035R-11	277.40
DAVID CRYE, INC	80340	09/25/2024	WD/ASPHALT B & CRUSHER B SAND	11-6035R-11	261.21
Vendor 10568 - DAVID CRYE, INC Total:					677.31
Vendor: 10571 - DAVID KEITH TODD CONSULTING					
DAVID KEITH TODD CONSULTING	80305	09/20/2024	WRF/PROF SVC FOR PERMIT RENEWAL 8/1 - 8/31/2024	40-61700-30	1,094.58
Vendor 10571 - DAVID KEITH TODD CONSULTING Total:					1,094.58
Vendor: 12875 - DE LAGE LANDEN FINANCIAL SERVICES, INC.					
DE LAGE LANDEN FINANCIAL SERVICES, INC.	80306	09/20/2024	FD/MONTHLY COPIER CHARGES & OVERAGE	01-60440-01	291.57
DE LAGE LANDEN FINANCIAL SERVICES, INC.	80306	09/20/2024	ADM/MONTHLY COPIER CHARGES & OVERAGE	01-60440-09	951.85
DE LAGE LANDEN FINANCIAL SERVICES, INC.	80306	09/20/2024	WD/WW/MONTHLY COPIER CHARGES & OVERAGE	11-60440-11	145.78
DE LAGE LANDEN FINANCIAL SERVICES, INC.	80306	09/20/2024	WD/WW/MONTHLY COPIER CHARGES & OVERAGE	12-60440-12	145.79
Vendor 12875 - DE LAGE LANDEN FINANCIAL SERVICES, INC. Total:					1,534.99
Vendor: 12539 - DIGITAL WEST					
DIGITAL WEST	DFT0003950	09/10/2024	ALL DEPTS/PHONE SERVICE 9/01/24 - 9/30/24	01-6060P-01	480.00
DIGITAL WEST	DFT0003950	09/10/2024	ALL DEPTS/PHONE SERVICE 9/01/24 - 9/30/24	01-6060P-02	103.00
DIGITAL WEST	DFT0003950	09/10/2024	ALL DEPTS/PHONE SERVICE 9/01/24 - 9/30/24	01-6060P-09	259.00
DIGITAL WEST	DFT0003950	09/10/2024	ALL DEPTS/PHONE SERVICE 9/01/24 - 9/30/24	01-6060P-09	162.06
DIGITAL WEST	DFT0003950	09/10/2024	ALL DEPTS/PHONE SERVICE 9/01/24 - 9/30/24	11-6060P-11	80.50
DIGITAL WEST	DFT0003950	09/10/2024	ALL DEPTS/PHONE SERVICE 9/01/24 - 9/30/24	11-6060P-11	132.00
DIGITAL WEST	DFT0003950	09/10/2024	ALL DEPTS/PHONE SERVICE 9/01/24 - 9/30/24	12-6060P-12	103.00
DIGITAL WEST	DFT0003950	09/10/2024	ALL DEPTS/PHONE SERVICE 9/01/24 - 9/30/24	12-6060P-12	80.50
Vendor 12539 - DIGITAL WEST Total:					1,400.06
Vendor: 10927 - DODSON, HALEY					
DODSON, HALEY	80197	09/06/2024	ADM/MONTHLY CELL PHONE & INTERNET REIMB	01-6060C-09	100.00
Vendor 10927 - DODSON, HALEY Total:					100.00
Vendor: 12808 - ELIJAH MERMIN					
ELIJAH MERMIN	80230	09/12/2024	WD/GRANT WRITING-RELATED CONSULTING SERVICES	11-6080M-11	1,356.25
Vendor 12808 - ELIJAH MERMIN Total:					1,356.25
Vendor: 10725 - EVERBRIDGE, INC.					
EVERBRIDGE, INC.	80262	09/12/2024	FD/NIXLE ENGAGE COMMUNICATION NOTIFICATION SYSTEM	01-6080M-01	2,678.00
Vendor 10725 - EVERBRIDGE, INC. Total:					2,678.00
Vendor: 12538 - EVERS, CHRISTIAN					
EVERS, CHRISTIAN	80198	09/06/2024	FD/MONTHLY CELL PHONE REIMB	01-6060C-01	45.00
Vendor 12538 - EVERS, CHRISTIAN Total:					45.00
Vendor: 10728 - FAMCON PIPE & SUPPLY, INC					
FAMCON PIPE & SUPPLY, INC	80231	09/12/2024	WD/TITE ADAPTERS, COUPLERS & CLAMPS	11-6031D-11	1,440.34
FAMCON PIPE & SUPPLY, INC	80231	09/12/2024	WD/TITE ADAPTERS, COUPLERS & CLAMPS	11-6035L-11	882.75
FAMCON PIPE & SUPPLY, INC	80231	09/12/2024	WD/BRASS NIPPLES	11-6031D-11	98.05
Vendor 10728 - FAMCON PIPE & SUPPLY, INC Total:					2,421.14
Vendor: 10732 - FARM SUPPLY COMPANY					
FARM SUPPLY COMPANY	80307	09/20/2024	WD/WRF/PVC REP PTS, RAIN GEAR & FIRE TNK REP PVC	11-6031W-11	70.22
FARM SUPPLY COMPANY	80307	09/20/2024	WD/WRF/PVC REP PTS, RAIN GEAR & FIRE TNK REP PVC	11-60480-11	34.74
FARM SUPPLY COMPANY	80307	09/20/2024	WD/WRF/PVC REP PTS, RAIN GEAR & FIRE TNK REP PVC	11-60930-11	6.37
FARM SUPPLY COMPANY	80307	09/20/2024	WD/WRF/PVC REP PTS, RAIN GEAR & FIRE TNK REP PVC	11-60940-11	53.73
FARM SUPPLY COMPANY	80307	09/20/2024	WD/WRF/PVC REP PTS, RAIN GEAR & FIRE TNK REP PVC	39-60900-25	29.20
Vendor 10732 - FARM SUPPLY COMPANY Total:					194.26

Vendor Name	Payment #	Pmt Date	Description (Item)	Account Number	Amount
Vendor: 10734 - FASTENAL COMPANY					
FASTENAL COMPANY	80308	09/20/2024	F&R/SQUARE SIGN POST	01-6033B-02	172.99
Vendor 10734 - FASTENAL COMPANY Total:					172.99
Vendor: 10748 - FERGUSON ENTERPRISES LLC					
FERGUSON ENTERPRISES LLC	80309	09/20/2024	F&R/FLEX TUBE KIT, MOD URINAL & SLND ASSEMBLY	01-60930-02	1,075.74
FERGUSON ENTERPRISES LLC	80309	09/20/2024	F&R/TAIL ASSEMBLIES, SPUD WRCH & CLST SPUD	01-60930-02	133.54
FERGUSON ENTERPRISES LLC	80309	09/20/2024	F&R/TAIL ASSEMBLY	01-60900-02	35.84
FERGUSON ENTERPRISES LLC	80309	09/20/2024	F&R/FAUCET HOLE CVR, NIP EXTRACT & INSTALL SOCKET	01-60930-02	92.03
FERGUSON ENTERPRISES LLC	DFT0003953	09/11/2024	F&R/FLEX TUBE KIT & G2 SLND ASSEMBLY	01-6033B-02	113.34
FERGUSON ENTERPRISES LLC	DFT0003954	09/11/2024	F&R/DUEL FILTER DIAPH KITS & BTRY SNSR RTRFT KIT	01-6033B-02	623.30
Vendor 10748 - FERGUSON ENTERPRISES LLC Total:					2,073.79
Vendor: 10751 - FGL ENVIRONMENTAL INC.					
FGL ENVIRONMENTAL INC.	80310	09/20/2024	WW/INORGANIC & MISC ANALYSIS	12-60910-12	111.00
FGL ENVIRONMENTAL INC.	80310	09/20/2024	WW/INORGANIC, MISC & SUPPORT ANALYSIS	12-60910-12	221.00
FGL ENVIRONMENTAL INC.	80310	09/20/2024	WW/INORGANIC, MISC & SUPPORT ANALYSIS	12-60910-12	791.00
FGL ENVIRONMENTAL INC.	80310	09/20/2024	WD/ORGANIC & MISC ANALYSIS	11-60910-11	605.00
FGL ENVIRONMENTAL INC.	80310	09/20/2024	WW/INORGANIC, MISC & SUPPORT ANALYSIS	12-60910-12	157.00
FGL ENVIRONMENTAL INC.	80310	09/20/2024	WW/INORGANIC, MISC & SUPPORT ANALYSIS	12-60910-12	97.00
FGL ENVIRONMENTAL INC.	80310	09/20/2024	WW/INORGANIC, MISC & SUPPORT ANALYSIS	12-60910-12	97.00
FGL ENVIRONMENTAL INC.	80310	09/20/2024	WW/INORGANIC, MISC & SUPPORT ANALYSIS	12-60910-12	97.00
FGL ENVIRONMENTAL INC.	80310	09/20/2024	WW/INORGANIC, MISC & SUPPORT ANALYSIS	12-60910-12	97.00
FGL ENVIRONMENTAL INC.	80310	09/20/2024	WD/BACTI, MISC & SUPPORT ANALYSIS	11-60910-11	149.00
FGL ENVIRONMENTAL INC.	80310	09/20/2024	WW/INORGANIC, MISC & SUPPORT ANALYSIS	12-60910-12	97.00
FGL ENVIRONMENTAL INC.	80310	09/20/2024	WW/INORGANIC, MISC & SUPPORT ANALYSIS	12-60910-12	97.00
FGL ENVIRONMENTAL INC.	80310	09/20/2024	WD/BACTI, MISC & SUPPORT ANALYSIS	11-60910-11	149.00
FGL ENVIRONMENTAL INC.	80310	09/20/2024	WW/INORGANIC, MISC & SUPPORT ANALYSIS	12-60910-12	97.00
FGL ENVIRONMENTAL INC.	80310	09/20/2024	WW/INORGANIC, MISC & SUPPORT ANALYSIS	12-60910-12	97.00
FGL ENVIRONMENTAL INC.	80310	09/20/2024	WW/INORGANIC, MISC & SUPPORT ANALYSIS	12-60910-12	97.00
FGL ENVIRONMENTAL INC.	80310	09/20/2024	WD/BACTI, MISC & SUPPORT ANALYSIS	11-60910-11	149.00
FGL ENVIRONMENTAL INC.	80310	09/20/2024	WW/INORGANIC, MISC & SUPPORT ANALYSIS	12-60910-12	97.00
FGL ENVIRONMENTAL INC.	80310	09/20/2024	WW/INORGANIC, MISC & SUPPORT ANALYSIS	12-60910-12	97.00
FGL ENVIRONMENTAL INC.	80310	09/20/2024	WD/BACTI, MISC & SUPPORT ANALYSIS	11-60910-11	149.00
FGL ENVIRONMENTAL INC.	80310	09/20/2024	WD/BACTI & MISC ANALYSIS	11-60910-11	33.00
FGL ENVIRONMENTAL INC.	80310	09/20/2024	WD/BACTI & MISC ANALYSIS	11-60910-11	39.00
FGL ENVIRONMENTAL INC.	80310	09/20/2024	WD/BACTI & MISC ANALYSIS	11-60910-11	73.00
FGL ENVIRONMENTAL INC.	80310	09/20/2024	WD/BACTI, MISC & SUPPORT ANALYSIS	11-60910-11	149.00
FGL ENVIRONMENTAL INC.	80341	09/25/2024	WW/INORGANIC, MISC & SUPPORT ANALYSIS	12-60910-12	97.00
Vendor 10751 - FGL ENVIRONMENTAL INC. Total:					4,096.00
Vendor: 12540 - FNBO					
FNBO	DFT0003997	09/19/2024	F&R/CHICAGO GRD LANDFILL - HMLSS ENCMP DUMP LOAD	01-6033E-02	45.00
FNBO	DFT0003997	09/19/2024	F&R/MIDCOAST MOWER & SAW - REPL IGNITION COIL	01-60930-02	285.05
FNBO	DFT0003998	09/19/2024	FD/SHIFTCALENDARS - SHIFT DESK, 2X3 & WALL CALNDRS	01-60900-01	251.27
FNBO	DFT0003998	09/19/2024	FD/CULTIVO COFFEE - JOEBELLA WHOLESALE COFFEE	01-60900-11	87.50
FNBO	DFT0003998	09/19/2024	FD/AMERICAN HEART SHOPCPR - HEARTCODE BLS	01-6120E-01	36.00
FNBO	DFT0003998	09/19/2024	FD/THE CHICKEN SHACK - TRVL MEAL MBURKEY	01-6120E-01	23.89
FNBO	DFT0003998	09/19/2024	FD/DELI DELICIOUS - TRVL MEAL MBURKEY STATS & REGS	01-6120E-01	18.23
FNBO	DFT0003998	09/19/2024	FD/ALLAN HANCOCK COLLEGE - FF2 TESTING WSTEWART	01-6120E-01	50.00
FNBO	DFT0003998	09/19/2024	FD/DOUBLETREE JAVA STOP - TRVL MEAL MBURKEY	01-6120E-01	14.63
FNBO	DFT0003998	09/19/2024	FD/KWIK BREAK DELI & GR - TRVL MEAL MBURKEY	01-6120E-01	10.94
FNBO	DFT0003998	09/19/2024	FD/SOUTH BAY PUBLIC SAFETY - FIRE INST 1 WSTEWART	01-6120E-01	360.50
FNBO	DFT0003998	09/19/2024	FD/BEST WESTERN PLUS - EMPLOYEE TRVL INSPECTOR 1B	01-6120E-01	589.86
FNBO	DFT0003998	09/19/2024	FD/IN-N-OUT - TRVL MEAL MBURKEY & CBROOKS	01-6120E-01	29.33
FNBO	DFT0003998	09/19/2024	FD/EMSP - PARAMEDIC LICENSE RECERT ETORLANO	01-6120E-01	250.00
FNBO	DFT0003998	09/19/2024	FD/DOLLYS DONUTS - RECRUITMENT	01-61250-01	26.00

Vendor Name	Payment #	Pmt Date	Description (Item)	Account Number	Amount
FNBO	DFT0003999	09/19/2024	WD/NORTH COUNTY RECYCLING - 3 TONS COLD MIX FOR RR	11-6035R-11	434.69
FNBO	DFT0003999	09/19/2024	WD/SOUTH POINT HOTEL - HOTEL TRI-STATE SEM TRVL	11-6120E-11	127.44
FNBO	DFT0003999	09/19/2024	WD/ZENSHIN ASIAN REST - TRVL MEAL JGREEN & SMEEKS	11-6120E-11	72.69
FNBO	DFT0004000	09/19/2024	ADM/ADOBE - ADOBE EXPRESS	01-60440-09	9.99
FNBO	DFT0004000	09/19/2024	ADM/ADOBE - CREDIT FOR ADOBE EXPRESS	01-60440-09	(7.99)
FNBO	DFT0004000	09/19/2024	ADM/ZOOM - MONTHLY WEBINAR FEE	01-61150-09	310.08
FNBO	DFT0004000	09/19/2024	ADM/RENAISSANCE HOTELS - TRVL MMCELHENIE	01-6120E-09	247.54
FNBO	DFT0004000	09/19/2024	WD/WW/MCKARNEY - BUSINESS CARDS EJOHNSON	11-60500-11	40.76
FNBO	DFT0004000	09/19/2024	WD/ALLEGIAN AIR - TRVL JGREEN & SMEEKS TRI-STATE	11-6120E-11	338.00
FNBO	DFT0004000	09/19/2024	WD/WW/MCKARNEY - BUSINESS CARDS EJOHNSON	12-60500-12	40.75
Vendor 12540 - FNBO Total:					3,692.15
Vendor: 12499 - FORD MOTOR CREDIT COMPANY					
FORD MOTOR CREDIT COMPANY	DFT0003957	09/12/2024	F&R/LEASE PAYMENT 2021 FORD F-350	01-6180H-02	44.70
FORD MOTOR CREDIT COMPANY	DFT0003957	09/12/2024	F&R/LEASE PAYMENT 2021 FORD F-350	01-6180J-02	891.29
Vendor 12499 - FORD MOTOR CREDIT COMPANY Total:					935.99
Vendor: 12602 - FRITZ, DENISE					
FRITZ, DENISE	80199	09/06/2024	ADM/MONTHLY CELL PHONE & INTERNET REIMB	01-6060C-09	100.00
Vendor 12602 - FRITZ, DENISE Total:					100.00
Vendor: 12871 - GAY AND LESBIAN ALLIANCE					
GAY AND LESBIAN ALLIANCE	1217	09/12/2024	F&R/REFUND OF VET'S HALL SEC DEP FOR 6/30/24 EVENT	01-24200-02	500.00
Vendor 12871 - GAY AND LESBIAN ALLIANCE Total:					500.00
Vendor: 10848 - GFOA - GOVT FINANCE OFFICERS ASSN					
GFOA - GOVT FINANCE OFFICERS ASSN	80232	09/12/2024	ADM/ANNUAL MEMBERSHIP DUES 7/1/24 - 6/30/25	01-60540-09	160.00
Vendor 10848 - GFOA - GOVT FINANCE OFFICERS ASSN Total:					160.00
Vendor: 10863 - GOLD COAST ENVIRONMENTAL					
GOLD COAST ENVIRONMENTAL	80312	09/20/2024	WW/CALIBRATION OF INFULANT FLOW METER SIEMENS	12-6032T-12	3,100.00
Vendor 10863 - GOLD COAST ENVIRONMENTAL Total:					3,100.00
Vendor: 10883 - GRAINGER					
GRAINGER	80313	09/20/2024	WD/FIRE EXTINGUISHER, FE CABINET & SAFETY SIGNS	11-60480-11	271.25
GRAINGER	80313	09/20/2024	WRF/ABSORBENT POWDER	39-60900-25	25.07
GRAINGER	80313	09/20/2024	WD/SNAP RING CUTTER	11-60930-11	973.22
Vendor 10883 - GRAINGER Total:					1,269.54
Vendor: 12879 - GRANT WRITING USA					
GRANT WRITING USA	80314	09/20/2024	ADM/GRANT WRITING REG - DFRITZ - TDNQCW5Q77X	01-6120E-09	395.00
Vendor 12879 - GRANT WRITING USA Total:					395.00
Vendor: 12501 - GRAVES, KAYLA					
GRAVES, KAYLA	80200	09/06/2024	FD/MONTHLY CELL PHONE REIMB	01-6060C-01	45.00
Vendor 12501 - GRAVES, KAYLA Total:					45.00
Vendor: 10896 - GREEN, JAMES R					
GREEN, JAMES R	80201	09/06/2024	WD/WW/SWF/MONTHLY CELL PHONE & INTERNET REIMB	11-6060C-11	33.33
GREEN, JAMES R	80201	09/06/2024	WD/WW/SWF/MONTHLY CELL PHONE & INTERNET REIMB	12-6060C-12	33.33
GREEN, JAMES R	80201	09/06/2024	WD/WW/SWF/MONTHLY CELL PHONE & INTERNET REIMB	39-6060C-25	33.34
GREEN, JAMES R	80233	09/12/2024	WW/REIMB FOR MLG & PRKG - DEL TO COUNTY CLERK	11-6120E-11	49.10
GREEN, JAMES R	80329	09/20/2024	WD/REIMB FOR EMPLOYEE TRVL - TRI-STATE TRNG & CEU	11-6120E-11	451.98
Vendor 10896 - GREEN, JAMES R Total:					601.08
Vendor: 10947 - HARRINGTON INDUSTRIAL PLASTICS LLC					
HARRINGTON INDUSTRIAL	80315	09/20/2024	WRF/TANK INSTALL PARTS	39-60900-25	1,844.43
HARRINGTON INDUSTRIAL	80342	09/25/2024	WRF/PVC TUBE	39-60900-25	216.63
Vendor 10947 - HARRINGTON INDUSTRIAL PLASTICS LLC Total:					2,061.06
Vendor: 10972 - HD SUPPLY FACILITIES MAINTENANCE					
HD SUPPLY	80234	09/12/2024	WW/AMMONIA REAGENT & HACH NITRATE	12-60920-12	282.72
Vendor 10972 - HD SUPPLY FACILITIES MAINTENANCE Total:					282.72
Vendor: 12827 - HERRERA, KYLE					

Vendor Name	Payment #	Pmt Date	Description (Item)	Account Number	Amount
HERRERA, KYLE	80202	09/06/2024	FD/MONTHLY CELL PHONE REIMB	01-6060C-01	45.00
Vendor 12827 - HERRERA, KYLE Total:					45.00
Vendor: 12878 - HEUSSEN, VICTORIA					
HEUSSEN, VICTORIA	80316	09/20/2024	FD/CERT RESPONDER LIVE SCAN REIMBURSEMENT	01-60550-01	33.00
Vendor 12878 - HEUSSEN, VICTORIA Total:					33.00
Vendor: 11052 - INNOVATIVE CONCEPTS					
INNOVATIVE CONCEPTS	80235	09/12/2024	ADM/BUSINESS WEBSITE HOSTING	01-60440-09	25.00
Vendor 11052 - INNOVATIVE CONCEPTS Total:					25.00
Vendor: 11072 - JB DEWAR INC.					
JB DEWAR INC.	80190	09/05/2024	F&R/375.00 GALS OF GAS & 100.00 GALS OF DIESEL	01-60960-02	2,162.89
JB DEWAR INC.	80271	09/17/2024	F&R/218.00 GALS OF GASOLINE	01-60960-02	995.26
JB DEWAR INC.	80271	09/17/2024	FD/180.00 GALS OF GASOLINE & 425.00 GALS OF DIESEL	01-60960-01	2,767.59
JB DEWAR INC.	80271	09/17/2024	FD/1 HOSE FARM	01-60930-01	149.95
JB DEWAR INC.	80271	09/17/2024	F&R/100.00 GALS OF GASOLINE	01-60960-02	467.72
JB DEWAR INC.	80350	09/25/2024	FD/EXCHANGE FOR CORRECT SIZED HOSE FARM TANK HOSE	01-60930-01	(45.59)
JB DEWAR INC.	80350	09/25/2024	F&R/160.00 GALS OF GASOLINE	01-60960-02	711.58
JB DEWAR INC.	80350	09/25/2024	FD/40.00 GALS OF GASOLINE & 170.50 GALS OF DIESEL	01-60960-01	948.79
Vendor 11072 - JB DEWAR INC. Total:					8,158.19
Vendor: 12873 - JOSEPH HALDERMAN					
JOSEPH HALDERMAN	80263	09/12/2024	FD/TENT CANOPY WITH FULL COLOR PRINT	01-6220A-01	705.79
Vendor 12873 - JOSEPH HALDERMAN Total:					705.79
Vendor: 12720 - KANNER, DREW					
KANNER, DREW	80203	09/06/2024	FD/MONTHLY CELL PHONE REIMB	01-6060C-01	45.00
Vendor 12720 - KANNER, DREW Total:					45.00
Vendor: 10543 - KITZMAN WATER					
KITZMAN WATER	80236	09/12/2024	FD/RO WATER SOFTNER SERVICE	01-6033B-01	109.00
KITZMAN WATER	80236	09/12/2024	F&R/MONTHLY DRINKING WATER RODEO GROUNDS	01-6033B-02	39.50
KITZMAN WATER	80236	09/12/2024	WD/WW/MONTHLY DRINKING WATER	11-6033B-11	80.38
KITZMAN WATER	80236	09/12/2024	WD/WW/MONTHLY DRINKING WATER	12-6033B-12	80.37
Vendor 10543 - KITZMAN WATER Total:					309.25
Vendor: 11199 - L.N. CURTIS & SONS					
L.N. CURTIS & SONS	80237	09/12/2024	FD/AUTOMATIC G-FORCE NOZZLES	01-60930-01	5,592.02
Vendor 11199 - L.N. CURTIS & SONS Total:					5,592.02
Vendor: 11241 - LIEBERT CASSIDY WHITMORE					
LIEBERT CASSIDY WHITMORE	80238	09/12/2024	ADM/LEGAL FEES	01-6080L-09	346.50
LIEBERT CASSIDY WHITMORE	80238	09/12/2024	ADM/LEGAL FEES FOR CLIENT MATTER CA131-00022	01-6080L-09	4,011.00
Vendor 11241 - LIEBERT CASSIDY WHITMORE Total:					4,357.50
Vendor: 11242 - LIFE-ASSIST, INC.					
LIFE-ASSIST, INC.	80239	09/12/2024	FD/EMERGENCY MEDICAL SUPPLIES	01-60890-01	368.78
Vendor 11242 - LIFE-ASSIST, INC. Total:					368.78
Vendor: 12782 - LOUDERMILK, TYLER					
LOUDERMILK, TYLER	80204	09/06/2024	FD/MONTHLY CELL PHONE REIMB	01-6060C-01	45.00
Vendor 12782 - LOUDERMILK, TYLER Total:					45.00
Vendor: 11278 - LYMAN, ANDREW C.					
LYMAN, ANDREW C.	80343	09/25/2024	WD/REIMB FOR SWRCB T2 LICENSE RENEWAL	11-6120E-11	60.00
Vendor 11278 - LYMAN, ANDREW C. Total:					60.00
Vendor: 12702 - MAHONEY, STUART					

Vendor Name	Payment #	Pmt Date	Description (Item)	Account Number	Amount
MAHONEY, STUART	80205	09/06/2024	FD/MONTHLY CELL PHONE REIMB	01-6060C-01	45.00
Vendor 12702 - MAHONEY, STUART Total:					45.00
Vendor: 11296 - MALONEY, RYAN S					
MALONEY, RYAN S	80206	09/06/2024	FD/MONTHLY CELL PHONE REIMB	01-6060C-01	45.00
Vendor 11296 - MALONEY, RYAN S Total:					45.00
Vendor: 11326 - MCELHENIE, MATTHEW					
MCELHENIE, MATTHEW	80207	09/06/2024	ADM/MONTHLY CELL PHONE & INTERNET REIMB	01-6060C-09	55.00
Vendor 11326 - MCELHENIE, MATTHEW Total:					55.00
Vendor: 11350 - MCMASTER-CARR SUPPLY CO					
MCMASTER-CARR SUPPLY CO	80344	09/25/2024	WW/PLASTIC SUBMERSIBLE CORD GRIPS	12-6032L-12	26.64
Vendor 11350 - MCMASTER-CARR SUPPLY CO Total:					26.64
Vendor: 11357 - MEDSTOP MEDICAL CLINIC, INC					
MEDSTOP MEDICAL CLINIC, INC	80240	09/12/2024	FD/DMV/DOT PHYSICAL	01-6080M-01	200.00
MEDSTOP MEDICAL CLINIC, INC	80240	09/12/2024	F&R/POST OFFER PHYSICAL	01-61250-02	225.00
Vendor 11357 - MEDSTOP MEDICAL CLINIC, INC Total:					425.00
Vendor: 11363 - MEEKS, CODY					
MEEKS, CODY	80208	09/06/2024	WD/SWF/MONTHLY CELL PHONE & INTERNET REIMB	11-6060C-11	80.00
MEEKS, CODY	80208	09/06/2024	WD/SWF/MONTHLY CELL PHONE & INTERNET REIMB	39-6060C-25	20.00
MEEKS, CODY	80317	09/20/2024	WD/REIMB FOR SWRCB T3 LICENSE RENEWAL	11-6120E-11	90.00
MEEKS, CODY	80330	09/20/2024	WD/REIMB FOR EMPLOYEE TRVL - TRI-STATE TRNG & CEU	11-6120E-11	350.46
Vendor 11363 - MEEKS, CODY Total:					540.46
Vendor: 11365 - MEL'S LOCK & KEY					
MEL'S LOCK & KEY	80318	09/20/2024	WRF/MF TRAIN DOOR LOCK REPAIR	39-6033B-25	70.00
MEL'S LOCK & KEY	80345	09/25/2024	F&R/REKEY OF ROOM ON VET'S HALL STAGE	01-6033B-02	60.00
Vendor 11365 - MEL'S LOCK & KEY Total:					130.00
Vendor: 12811 - MICHAEL K. NUNLEY & ASSOCIATES					
MICHAEL K. NUNLEY & ASSOCIATES	80241	09/12/2024	WD/PROF SVCS STUART STREET TANKS REPLACEMENT	11-61700-11	41,195.05
Vendor 12811 - MICHAEL K. NUNLEY & ASSOCIATES Total:					41,195.05
Vendor: 12603 - MICHAEL KORKORIAN					
MICHAEL KORKORIAN	80319	09/20/2024	ADM/ELECTRICITY SERVICE MONITORING	39-6080M-25	317.99
Vendor 12603 - MICHAEL KORKORIAN Total:					317.99
Vendor: 11406 - MISSION COUNTRY DISPOSAL					
MISSION COUNTRY DISPOSAL	80242	09/12/2024	ADM/DELIQUENT SOLID WASTE CHARGES 22/23	01-20190-09	1,000.16
MISSION COUNTRY DISPOSAL	80242	09/12/2024	ADM/DELIQUENT SOLID WASTE CHARGES 23/24	01-20190-09	3,687.98
Vendor 11406 - MISSION COUNTRY DISPOSAL Total:					4,688.14
Vendor: 11407 - MISSION LINEN SUPPLY					
MISSION LINEN SUPPLY	80243	09/12/2024	WW/UNIFORM PURCHASE - SHIRT & OUTERWEAR	12-60940-12	782.69
Vendor 11407 - MISSION LINEN SUPPLY Total:					782.69
Vendor: 12876 - MOTION INDUSTRIES, INC.					
MOTION INDUSTRIES, INC.	80320	09/20/2024	WW/OIL SEALS FOR ROTATING ASSEMBLY AT LS A	12-6032L-12	60.40
MOTION INDUSTRIES, INC.	80320	09/20/2024	WW/OIL SEALS FOR ROTATING ASSEMBLY REBULID LS A	12-6032L-12	50.57
Vendor 12876 - MOTION INDUSTRIES, INC. Total:					110.97
Vendor: 11453 - MUNICIPAL MAINTENANCE EQUIPMENT, INC.					
MUNICIPAL MAINTENANCE EQUIP	80244	09/12/2024	WW/TIE ROD END	12-6041V-12	49.53
MUNICIPAL MAINTENANCE EQUIP	80244	09/12/2024	WW/LEADER HOSE	12-6041V-12	151.74
Vendor 11453 - MUNICIPAL MAINTENANCE EQUIPMENT, INC. Total:					201.27
Vendor: 12768 - MUNICIPAL RESOURCE GROUP, LLC.					
MUNICIPAL RESOURCE GROUP	80245	09/12/2024	ADM/MONTHLY HR COACHING & CONSULTING SVCS JULY	01-6080M-09	2,700.00
MUNICIPAL RESOURCE GROUP, LLC.	80321	09/20/2024	ADM/MONTHLY HR COACHING & CONSULTING SVCS AUG	01-6080M-09	2,700.00

Vendor Name	Payment #	Pmt Date	Description (Item)	Account Number	Amount
MUNICIPAL RESOURCE GROUP, LLC.	80346	09/25/2024	ADM/CONFIDENTIAL PROFESSIONAL SERVICES	12-61250-12	487.50
Vendor 12768 - MUNICIPAL RESOURCE GROUP, LLC. Total:					5,887.50
Vendor: 11474 - NAVIA BENEFIT SOLUTIONS, INC.					
NAVIA BENEFIT SOLUTIONS, INC.	80246	09/12/2024	ADM/MONTHLY CAFETERIA PLAN ADMINISTRATION AUG 24	01-60860-09	282.50
Vendor 11474 - NAVIA BENEFIT SOLUTIONS, INC. Total:					282.50
Vendor: 12748 - NORTH COUNTY PLUMBING & DRAIN CLEANING, INC.					
NORTH COUNTY PLUMBING	80322	09/20/2024	F&R/SERVICE JET LINE FOR PUBLIC RESTROOMS	01-6080M-02	1,115.00
Vendor 12748 - NORTH COUNTY PLUMBING & DRAIN CLEANING, INC. Total:					1,115.00
Vendor: 11520 - OFFICE1					
OFFICE1	80247	09/12/2024	FD/MONTHLY COPIER CHARGES & OVERAGE	01-60450-01	15.00
OFFICE1	80247	09/12/2024	ADM/MONTHLY COPIER CHARGES & OVERAGE	01-60440-09	296.26
OFFICE1	80247	09/12/2024	ADM/CREDIT FOR RETURN OF RICOH STAPLES REFILL	01-60440-09	(110.98)
Vendor 11520 - OFFICE1 Total:					200.28
Vendor: 12772 - OPTIMIZED INVESTMENT PARTNERS					
OPTIMIZED INVESTMENT PARTNERS	DFT0003952	09/11/2024	ADM/INVESTMENT ADVISORY SVCS - AUGUST 2024	01-6080F-09	1,733.47
Vendor 12772 - OPTIMIZED INVESTMENT PARTNERS Total:					1,733.47
Vendor: 11530 - ORKIN					
ORKIN	80248	09/12/2024	FD/PREVENTATIVE MOSQUITO CONTROL SERVICES	01-6033G-01	65.00
Vendor 11530 - ORKIN Total:					65.00
Vendor: 11566 - PASO ROBLES FORD					
PASO ROBLES FORD	80249	09/12/2024	WD/OIL CHANGE & INSPECTION ON 2024 FORD F-250	11-6041L-11	100.74
PASO ROBLES FORD	80249	09/12/2024	WD/OIL CHANGE & INSPECTION ON 2017 FORD F-250	11-6041L-11	100.74
PASO ROBLES FORD	80249	09/12/2024	WD/REAR DIFF SVC, TRANS FLUSH & INSP 2018 F-150	11-6041L-11	1,960.57
PASO ROBLES FORD	80249	09/12/2024	WW/WINDSHIELD WIPER REPLACEMENT ON 2022 FORD F-150	12-6041L-12	92.40
PASO ROBLES FORD	80249	09/12/2024	WW/OIL CHANGE & INSPECTION ON 2020 FORD F-150	12-6041L-12	630.40
Vendor 11566 - PASO ROBLES FORD Total:					2,884.85
Vendor: 12780 - PERENNIAL CAPITAL, LLC					
PERENNIAL CAPITAL, LLC	80217	09/09/2024	FD/FHFRP WEED ABATEMENT LOTS CLEARED	01-12051-01	22,175.00
Vendor 12780 - PERENNIAL CAPITAL, LLC Total:					22,175.00
Vendor: 11543 - PG&E					
PG&E	DFT0003960	09/12/2024	ALL/ELEC SVC GENERAL METERS	01-6060E-01	1,534.50
PG&E	DFT0003960	09/12/2024	ALL/ELEC SVC GENERAL METERS	01-6060E-02	1,411.75
PG&E	DFT0003960	09/12/2024	ALL/ELEC SVC GENERAL METERS	01-6060E-02	1,651.55
PG&E	DFT0003960	09/12/2024	ALL/ELEC SVC GENERAL METERS	01-6060E-09	981.56
PG&E	DFT0003961	09/12/2024	WW/ELEC SVC VARIOUS LIFT STATIONS	12-6060E-12	39,583.42
PG&E	DFT0003962	09/12/2024	WRF/ELEC SVC SAN SIMEON CRK RD	39-6060E-25	519.60
PG&E	DFT0003963	09/12/2024	WRF/ELEC SVC SAN SIMEON CRK RD UNIT 1	39-6060E-25	786.55
PG&E	DFT0003964	09/12/2024	WD/ELEC SVC VAN GORDON RD	11-6060E-11	4.27
PG&E	DFT0003965	09/12/2024	WD/ELEC SVC VARIOUS WELLS	11-6060E-11	14,618.63
PG&E	DFT0003966	09/12/2024	WRF/ELEC SVC SAN SIMEON CRK RD UNIT 2	39-6060E-25	69.07
PG&E	DFT0003972	09/12/2024	WD/ELEC SVC 2820 SANTA ROSA RD	11-6060E-11	6,208.31
Vendor 11543 - PG&E Total:					67,369.21

Vendor Name	Payment #	Pmt Date	Description (Item)	Account Number	Amount
Vendor: 12861 - PHILLIP QUEEN					
PHILLIP QUEEN	80218	09/10/2024	FD/OPEN WTR RESCURE BASIC REG CBROOKS	01-6120E-01	575.00
PHILLIP QUEEN	80218	09/10/2024	FD/OPEN WTR RESCUE BASIC REG DKANNER	01-6120E-01	575.00
Vendor 12861 - PHILLIP QUEEN Total:					1,150.00
Vendor: 12452 - PITNEY BOWES GLOBAL FINANCIAL SVCS LLC					
PITNEY BOWES	80250	09/12/2024	ADM/POSTAGE MACHINE LEASE PMT 7/12 - 10/11/2024	01-60700-09	148.20
Vendor 12452 - PITNEY BOWES GLOBAL FINANCIAL SVCS LLC Total:					148.20
Vendor: 11627 - PLACER TITLE COMPANY					
PLACER TITLE COMPANY	80264	09/12/2024	WD/VLM MERGER FEES APN 024.241.004 & 024.241.025	11-6080V-10	669.80
PLACER TITLE COMPANY	80264	09/12/2024	WD/VLM MERGER FEES APN 024.371.004, 036 & 022	11-6080V-10	669.80
PLACER TITLE COMPANY	80264	09/12/2024	WD/VLM MERGER FEES APN 022.341.016 & 022.341.011	11-6080V-10	669.80
Vendor 11627 - PLACER TITLE COMPANY Total:					2,009.40
Vendor: 11663 - PROCARE JANITORIAL SUPPLY					
PROCARE JANITORIAL SUPPLY	80251	09/12/2024	F&R/TOILET PAPER, SEAT CVRS & MISC CLEANING SUPP	01-60900-02	1,325.29
PROCARE JANITORIAL SUPPLY	80251	09/12/2024	F&R/MULIT-SHELF CLEANING CART	01-6033B-02	364.65
Vendor 11663 - PROCARE JANITORIAL SUPPLY Total:					1,689.94
Vendor: 12581 - R.BAKER,INC.					
R.BAKER,INC.	80347	09/25/2024	WD/EMERGENCY REPAIRS MAIN STREET WATER LINE	11-6035R-11	8,630.90
Vendor 12581 - R.BAKER,INC. Total:					8,630.90
Vendor: 11713 - REAPER, TRISTAN					
REAPER, TRISTAN	80209	09/06/2024	WD/WW/WRF/MONTHLY CELL PHONE REIMB	11-6060C-11	33.00
REAPER, TRISTAN	80209	09/06/2024	WD/WW/WRF/MONTHLY CELL PHONE REIMB	12-6060C-12	33.00
REAPER, TRISTAN	80209	09/06/2024	WD/WW/WRF/MONTHLY CELL PHONE REIMB	39-6060C-25	34.00
Vendor 11713 - REAPER, TRISTAN Total:					100.00
Vendor: 11731 - RETIREE00					
RETIREE00	80272	09/15/2024	WD/MONTHLY HEALTH INSURANCE REIMB	11-51210-11	604.86
Vendor 11731 - RETIREE00 Total:					604.86
Vendor: 11732 - RETIREE01					
RETIREE01	80273	09/15/2024	WW/MONTHLY HEALTH INSURANCE REIMB	12-51210-12	604.86
Vendor 11732 - RETIREE01 Total:					604.86
Vendor: 11733 - RETIREE02					
RETIREE02	80274	09/15/2024	F&R/MONTHLY HEALTH INSURANCE REIMB	01-51210-02	522.52
Vendor 11733 - RETIREE02 Total:					522.52
Vendor: 11735 - RETIREE04					
RETIREE04	80275	09/15/2024	ADM/MONTHLY HEALTH INSURANCE REIMB	01-51210-09	223.93
Vendor 11735 - RETIREE04 Total:					223.93
Vendor: 11736 - RETIREE05					
RETIREE05	80276	09/15/2024	WW/MONTHLY HEALTH INSURANCE REIMB	12-51210-12	223.93
Vendor 11736 - RETIREE05 Total:					223.93
Vendor: 11737 - RETIREE06					
RETIREE06	80277	09/15/2024	WD/MONTHLY HEALTH INSURANCE REIMB	11-51210-11	223.93
Vendor 11737 - RETIREE06 Total:					223.93
Vendor: 11738 - RETIREE07					
RETIREE07	80278	09/15/2024	WD/MONTHLY HEALTH INSURANCE REIMB	11-51210-11	223.93
Vendor 11738 - RETIREE07 Total:					223.93
Vendor: 11740 - RETIREE09					
RETIREE09	80279	09/15/2024	ADM/MONTHLY HEALTH INSURANCE REIMB	01-51210-09	223.93

Vendor Name	Payment #	Pmt Date	Description (Item)	Account Number	Amount
				Vendor 11740 - RETIREE09 Total:	223.93
Vendor: 11741 - RETIREE10 RETIREE10	80280	09/15/2024	ADM/MONTHLY HEALTH INSURANCE REIMB	01-51210-09	223.93
				Vendor 11741 - RETIREE10 Total:	223.93
Vendor: 11742 - RETIREE11 RETIREE11	80281	09/15/2024	ADM/MONTHLY HEALTH INSURANCE REIMB	01-51210-09	223.93
				Vendor 11742 - RETIREE11 Total:	223.93
Vendor: 11743 - RETIREE12 RETIREE12	80282	09/15/2024	WW/MONTHLY HEALTH INSURANCE REIMB	12-51210-12	1,202.05
				Vendor 11743 - RETIREE12 Total:	1,202.05
Vendor: 11744 - RETIREE13 RETIREE13	80283	09/15/2024	FD/MONTHLY HEALTH INSURANCE REIMB	01-51210-01	223.93
				Vendor 11744 - RETIREE13 Total:	223.93
Vendor: 11747 - RETIREE16 RETIREE16	80284	09/15/2024	WD/MONTHLY HEALTH INSURANCE REIMB	11-51210-11	604.86
				Vendor 11747 - RETIREE16 Total:	604.86
Vendor: 11748 - RETIREE17 RETIREE17	80285	09/15/2024	ADM/MONTHLY HEALTH INSURANCE REIMB	01-51210-09	604.86
				Vendor 11748 - RETIREE17 Total:	604.86
Vendor: 11750 - RETIREE19 RETIREE19	80286	09/15/2024	FD/MONTHLY HEALTH INSURANCE REIMB	01-51210-01	604.86
				Vendor 11750 - RETIREE19 Total:	604.86
Vendor: 11752 - RETIREE21 RETIREE21	80287	09/15/2024	WW/MONTHLY HEALTH INSURANCE REIMB	12-51210-12	223.93
				Vendor 11752 - RETIREE21 Total:	223.93
Vendor: 11753 - RETIREE22 RETIREE22	80288	09/15/2024	WW/MONTHLY HEALTH INSURANCE REIMB	12-51210-12	534.22
				Vendor 11753 - RETIREE22 Total:	534.22
Vendor: 11755 - RETIREE24 RETIREE24	80289	09/15/2024	F&R/MONTHLY HEALTH INSURANCE REIMB	01-51210-02	223.93
				Vendor 11755 - RETIREE24 Total:	223.93
Vendor: 11757 - RETIREE26 RETIREE26	80290	09/15/2024	ADM/MONTHLY HEALTH INSURANCE REIMB	01-51210-09	1,189.76
				Vendor 11757 - RETIREE26 Total:	1,189.76
Vendor: 11758 - RETIREE27 RETIREE27	80291	09/15/2024	FD/MONTHLY HEALTH INSURANCE REIMB	01-51210-01	604.86
				Vendor 11758 - RETIREE27 Total:	604.86
Vendor: 11759 - RETIREE28 RETIREE28	80292	09/15/2024	F&R/MONTHLY HEALTH INSURANCE REIMB	01-51210-02	604.86
				Vendor 11759 - RETIREE28 Total:	604.86
Vendor: 11762 - RETIREE31 RETIREE31	80293	09/15/2024	ADM/MONTHLY HEALTH INSURANCE REIMB	01-51210-09	223.93
				Vendor 11762 - RETIREE31 Total:	223.93
Vendor: 11763 - RETIREE32 RETIREE32	80294	09/15/2024	ADM/MONTHLY HEALTH INSURANCE REIMB	01-51210-09	532.91
				Vendor 11763 - RETIREE32 Total:	532.91
Vendor: 11764 - RETIREE33 RETIREE33	80295	09/15/2024	ADM/MONTHLY HEALTH INSURANCE REIMB	01-51210-09	522.52
				Vendor 11764 - RETIREE33 Total:	522.52

Vendor Name	Payment #	Pmt Date	Description (Item)	Account Number	Amount
Vendor: 11765 - RETIREE34					
RETIREE34	80296	09/15/2024	FD/MONTHLY HEALTH INSURANCE REIMB	01-51210-01	133.46
Vendor 11765 - RETIREE34 Total:					133.46
Vendor: 11767 - RETIREE36					
RETIREE36	80297	09/15/2024	ADM/MONTHLY HEALTH INSURANCE REIMB	01-51210-09	534.22
Vendor 11767 - RETIREE36 Total:					534.22
Vendor: 11768 - RETIREE37					
RETIREE37	80298	09/15/2024	ADM/WD/WW/MONTHLY HEALTH INSURANCE REIMB	01-51210-09	63.65
RETIREE37	80298	09/15/2024	ADM/WD/WW/MONTHLY HEALTH INSURANCE REIMB	11-51210-11	827.44
RETIREE37	80298	09/15/2024	ADM/WD/WW/MONTHLY HEALTH INSURANCE REIMB	12-51210-12	381.89
Vendor 11768 - RETIREE37 Total:					1,272.98
Vendor: 11003 - RETIREE40					
RETIREE40	80300	09/15/2024	FD/MONTHLY HEALTH INSURANCE REIMB	01-51210-01	1,609.76
Vendor 11003 - RETIREE40 Total:					1,609.76
Vendor: 12846 - ROBERTO MERCADO MANCILLA					
ROBERTO MERCADO MANCILLA	80323	09/20/2024	F&R/GENERAL CLEAN UP OF SKATE PARK PARKING/ACCESS	01-6033G-02	1,500.00
Vendor 12846 - ROBERTO MERCADO MANCILLA Total:					1,500.00
Vendor: 11837 - RUTAN & TUCKER, LLP					
RUTAN & TUCKER, LLP	80265	09/12/2024	ADM/PROFESSIONAL SERVICES THOUGH JULY 2024	01-6080L-09	346.50
RUTAN & TUCKER, LLP	80351	09/25/2024	ADM/PROFESDSIONAL SERVICES THROUGH AUGUST 2024	01-6080L-09	4,182.68
Vendor 11837 - RUTAN & TUCKER, LLP Total:					4,529.18
Vendor: 11877 - SANTA MARIA FORD LIN-MER					
SANTA MARIA FORD LIN-MER	80270	09/16/2024	WD/PURCHASE OF NEW 2024 FORD F-150	11-61700-11	58,857.35
Vendor 11877 - SANTA MARIA FORD LIN-MER Total:					58,857.35
Vendor: 11970 - SLO COUNTY EMSA					
SLO COUNTY EMSA	80252	09/12/2024	FD/EMT RECERTIFICATION - RMALONEY	01-6120E-01	67.00
Vendor 11970 - SLO COUNTY EMSA Total:					67.00
Vendor: 11989 - SM TIRE					
SM TIRE	80324	09/20/2024	FD/REPLACE & INSTALL FRONT TIRES FOR ENGINE 5792	01-6041L-01	2,178.03
Vendor 11989 - SM TIRE Total:					2,178.03
Vendor: 12478 - SOCAL GAS					
SOCAL GAS	DFT0003967	09/12/2024	F&R/GAS SVC AT VET'S HALL	01-6060G-02	173.72
SOCAL GAS	DFT0003968	09/12/2024	FD/GAS SVC 5500 HEATH LANE #B	01-6060G-01	47.64
SOCAL GAS	DFT0003969	09/12/2024	WD/WW/GAS SWVC 5500 HEATH LANE	11-6060G-11	22.26
SOCAL GAS	DFT0003969	09/12/2024	WD/WW/GAS SWVC 5500 HEATH LANE	12-6060G-12	22.25
SOCAL GAS	DFT0003970	09/12/2024	FD/GAS SVC 5490 HEATH LANE	01-6060G-01	4.69
SOCAL GAS	DFT0003971	09/12/2024	FD/GAS SVC 2850 BURTON DRIVE	01-6060G-01	143.10
Vendor 12478 - SOCAL GAS Total:					413.66
Vendor: 12869 - SOUTHWEST VALVE & EQUIPMENT, LLC					
SOUTHWEST VALVE & EQUIPMENT, LLC	DFT0003955	09/12/2024	WW/	12-6032T-12	1,346.77
Vendor 12869 - SOUTHWEST VALVE & EQUIPMENT, LLC Total:					1,346.77
Vendor: 12874 - SPATIAL NETWORKS, INC.					
SPATIAL NETWORKS, INC.	80325	09/20/2024	FD/ANNUAL FULCRUM PROF SVCS CHG 8/31/24 - 8/31/25	01-6080M-01	936.00
Vendor 12874 - SPATIAL NETWORKS, INC. Total:					936.00
Vendor: 12588 - STEWART, WIL					
STEWART, WIL	80210	09/06/2024	FD/MONTHLY CELL PHONE REIMB	01-6060C-01	45.00
Vendor 12588 - STEWART, WIL Total:					45.00
Vendor: 12712 - STICKS AND STONES TRUCKING					
STICKS AND STONES TRUCKING	80348	09/25/2024	F&R/FFHRP GREEN WASTE DISPOSAL	01-6033R-02	480.00

Vendor Name	Payment #	Pmt Date	Description (Item)	Account Number	Amount
Vendor 12712 - STICKS AND STONES TRUCKING Total:					480.00
Vendor: 12534 - STILLWATER SCIENCES					
STILLWATER SCIENCES	80326	09/20/2024	WD/SS CRK INSTREAM FLOW STUDY 7/29 - 9/01/2024	11-6080M-11	10,322.55
Vendor 12534 - STILLWATER SCIENCES Total:					10,322.55
Vendor: 12645 - SYNAGRO WEST, LLC					
SYNAGRO WEST, LLC	80327	09/20/2024	WW/BIOSOLIDS TO LIBERTY COMPOST/MONTHLY TRAILER	12-6032S-12	6,680.84
Vendor 12645 - SYNAGRO WEST, LLC Total:					6,680.84
Vendor: 12154 - TEMPLETON UNIFORMS					
TEMPLETON UNIFORMS	80266	09/12/2024	FD/FIRST TACTICAL PANTS	01-60940-01	74.37
Vendor 12154 - TEMPLETON UNIFORMS Total:					74.37
Vendor: 12717 - TEN THOUSAND, INC.					
TEN THOUSAND, INC.	80328	09/20/2024	FD/TTSH005V2-NVY-LINERS & TTSH002V3-NVY-LINERS	01-60940-01	512.04
Vendor 12717 - TEN THOUSAND, INC. Total:					512.04
Vendor: 12199 - THREADHEAD, INC.					
THREADHEAD, INC.	80253	09/12/2024	FD/MESH BACK ADJUSTABLE CAPS	01-60940-01	404.03
Vendor 12199 - THREADHEAD, INC. Total:					404.03
Vendor: 10688 - TORLANO, EMILY A.					
TORLANO, EMILY A.	80211	09/06/2024	FD/MONTHLY CELL PHONE REIMB	01-6060C-01	45.00
Vendor 10688 - TORLANO, EMILY A. Total:					45.00
Vendor: 12872 - TOWNSEND, JIM					
TOWNSEND, JIM	80254	09/12/2024	FD/CERT RESPONDER LIVE SCAN REIMBURSEMENT	01-60550-01	33.00
Vendor 12872 - TOWNSEND, JIM Total:					33.00
Vendor: 12838 - TRUEPANI, INC.					
TRUEPANI, INC.	80255	09/12/2024	WD/TASK 1 PROJECT MANAGEMENT	11-6080M-11	3,400.00
TRUEPANI, INC.	80255	09/12/2024	WD/TASK 5: SUB OF INT INVENTORY & ANNUAL UPDATES	11-6080M-11	2,500.00
Vendor 12838 - TRUEPANI, INC. Total:					5,900.00
Vendor: 12238 - TYLER TECHNOLOGIES, INC					
TYLER TECHNOLOGIES, INC	80256	09/12/2024	WD/PIOLT METER PROJ - MRI/MMS METER RDG INTERFACE	11-61700-11	72.50
Vendor 12238 - TYLER TECHNOLOGIES, INC Total:					72.50
Vendor: 12261 - US BANK EQUIPMENT FINANCE					
US BANK EQUIPMENT FINANCE	80257	09/12/2024	ADM/FD/MONTHLY COPIER CHARGES	01-60440-01	109.85
US BANK EQUIPMENT FINANCE	80257	09/12/2024	ADM/FD/MONTHLY COPIER CHARGES	01-60440-09	199.53
Vendor 12261 - US BANK EQUIPMENT FINANCE Total:					309.38
Vendor: 12286 - VERIZON WIRELESS					
VERIZON WIRELESS	DFT0003949	09/07/2024	ALL/MONTHLY ON-CALL CELL PHONES & TABLETS	01-60520-09	11.58
VERIZON WIRELESS	DFT0003949	09/07/2024	ALL/MONTHLY ON-CALL CELL PHONES & TABLETS	01-6060C-01	290.34
VERIZON WIRELESS	DFT0003949	09/07/2024	ALL/MONTHLY ON-CALL CELL PHONES & TABLETS	01-6060C-02	270.12
VERIZON WIRELESS	DFT0003949	09/07/2024	ALL/MONTHLY ON-CALL CELL PHONES & TABLETS	01-6060C-09	235.26
VERIZON WIRELESS	DFT0003949	09/07/2024	ALL/MONTHLY ON-CALL CELL PHONES & TABLETS	11-6060C-11	157.10
VERIZON WIRELESS	DFT0003949	09/07/2024	ALL/MONTHLY ON-CALL CELL PHONES & TABLETS	12-6060C-12	114.44
Vendor 12286 - VERIZON WIRELESS Total:					1,078.84
Vendor: 12637 - VINCENT COMMUNICATIONS					
VINCENT COMMUNICATIONS	80349	09/25/2024	FD/BK RADIO REPAIR	01-60900-01	379.80
Vendor 12637 - VINCENT COMMUNICATIONS Total:					379.80
Vendor: 12293 - VITAL RECORDS HOLDINGS, LLC					
VITAL RECORDS HOLDINGS, LLC	80267	09/12/2024	ADM/DOCUMENT STORAGE & DELIVERY	01-6080M-09	853.37
Vendor 12293 - VITAL RECORDS HOLDINGS, LLC Total:					853.37
Vendor: 12877 - ZAMORA, LORENA					
ZAMORA, LORENA	1218	09/20/2024	F&R/REIMB OF VET'S HALL SEC DEP FOR 8/10/24 EVENT	01-24200-02	800.00

Vendor Name	Payment #	Pmt Date	Description (Item)	Account Number	Amount
Vendor: 12877 - ZAMORA, LORENA Total:					800.00
Vendor: 12419 - ZOLL MEDICAL CORPORATION					
ZOLL MEDICAL CORPORATION	80352	09/25/2024	FD/YRLY PREVENTIVE MAINTENANCE ON AED PACK	01-60890-01	340.00
Vendor 12419 - ZOLL MEDICAL CORPORATION Total:					340.00
Grand Total:					386,173.03

Fund Summary

Fund	Payment Amount
01 - GENERAL FUND	133,699.30
11 - WATER FUND	183,198.16
12 - WASTEWATER FUND	64,215.11
39 - WRF OPERATIONS	3,965.88
40 - WRF CAPITAL	1,094.58
d Total:	386,173.03

Vendor: 12453 - CALIFORNIA STATE DISBURSEMENT					
CALIFORNIA STATE DISBURSEMENT	DFT0003930	09/13/2024	GARNISHMENT-CHILD SUPPORT	01-21630-00	350.00
Vendor 12453 - CALIFORNIA STATE DISBURSEMENT Total:					350.00

Vendor: 10350 - CAMBRIA COMMUNITY SERVICE					
CAMBRIA COMMUNITY SERVICE	DFT0003935	09/13/2024	MEDICAL REIMBURSEMENT	01-21710-00	1,150.00
CAMBRIA COMMUNITY SERVICE	DFT0003935	09/13/2024	MEDICAL REIMBURSEMENT	01-51220-01	250.00
CAMBRIA COMMUNITY SERVICE	DFT0003935	09/13/2024	MEDICAL REIMBURSEMENT	01-51220-09	250.00
CAMBRIA COMMUNITY SERVICE	DFT0003935	09/13/2024	MEDICAL REIMBURSEMENT	11-51220-11	200.00
CAMBRIA COMMUNITY SERVICE	DFT0003935	09/13/2024	MEDICAL REIMBURSEMENT	12-51220-12	150.00
CAMBRIA COMMUNITY SERVICE	DFT0004015	09/27/2024	MEDICAL REIMBURSEMENT	01-21710-00	1,200.00
CAMBRIA COMMUNITY SERVICE	DFT0004015	09/27/2024	MEDICAL REIMBURSEMENT	01-51220-01	250.00
CAMBRIA COMMUNITY SERVICE	DFT0004015	09/27/2024	MEDICAL REIMBURSEMENT	01-51220-09	250.00
CAMBRIA COMMUNITY SERVICE	DFT0004015	09/27/2024	MEDICAL REIMBURSEMENT	11-51220-11	200.00
CAMBRIA COMMUNITY SERVICE	DFT0004015	09/27/2024	MEDICAL REIMBURSEMENT	12-51220-12	150.00
Vendor 10350 - CAMBRIA COMMUNITY SERVICE Total:					4,050.00

Vendor: 10691 - EMPLOYMENT DEVELOPMENT DP					
EMPLOYMENT DEVELOPMENT DP	DFT0003946	09/13/2024	STATE TAX WITHHOLDING	01-21100-00	5,667.42
EMPLOYMENT DEVELOPMENT DP	DFT0003947	09/13/2024	SDI	01-21300-00	1,272.86
EMPLOYMENT DEVELOPMENT DP	DFT0003977	09/17/2024	STATE TAX WITHHOLDING	01-21100-00	161.53
EMPLOYMENT DEVELOPMENT DP	DFT0003978	09/17/2024	SDI	01-21300-00	55.08
EMPLOYMENT DEVELOPMENT DP	DFT0003984	09/17/2024	STATE TAX WITHHOLDING	01-21100-00	(161.53)
EMPLOYMENT DEVELOPMENT DP	DFT0003985	09/17/2024	SDI	01-21300-00	(55.08)
EMPLOYMENT DEVELOPMENT DP	DFT0003991	09/17/2024	STATE TAX WITHHOLDING	01-21100-00	521.45
EMPLOYMENT DEVELOPMENT DP	DFT0003992	09/17/2024	SDI	01-21300-00	94.98
EMPLOYMENT DEVELOPMENT DP	DFT0004026	09/27/2024	STATE TAX WITHHOLDING	01-21100-00	4,023.09
EMPLOYMENT DEVELOPMENT DP	DFT0004027	09/27/2024	SDI	01-21300-00	1,063.35
Vendor 10691 - EMPLOYMENT DEVELOPMENT DP Total:					12,643.15

Vendor: 10354 - IAFF LOCAL 4635 CAMBRIA PROFESSIONAL FIREFIGHTER ASSOC.					
IAFF LOCAL 4635	DFT0003923	09/13/2024	DUES-FIRE IAFF	01-21600-00	440.00
IAFF LOCAL 4635	DFT0004005	09/27/2024	DUES-FIRE IAFF	01-21600-00	440.00
Vendor 10354 - IAFF LOCAL 4635 CAMBRIA PROFESSIONAL FIREFIGHTER ASSOC. Total:					880.00

Vendor: 11069 - IRS/FEDERAL PAYROLL TAXES					
IRS/FEDERAL PAYROLL TAXES	DFT0003944	09/13/2024	FEDERAL TAX WITHHOLDING	01-21000-00	14,314.10
IRS/FEDERAL PAYROLL TAXES	DFT0003945	09/13/2024	MEDICARE TAX WITHHOLDING	01-21200-00	4,287.88

Vendor Name	Payment #	Pmt Date	Description (Item)	Account Number	Amount
IRS/FEDERAL PAYROLL TAXES	DFT0003948	09/13/2024	SOCIAL SECURITY TAX	01-21200-00	18,334.58
IRS/FEDERAL PAYROLL TAXES	DFT0003975	09/17/2024	FEDERAL TAX WITHHOLDING	01-21000-00	414.23
IRS/FEDERAL PAYROLL TAXES	DFT0003976	09/17/2024	MEDICARE TAX WITHHOLDING	01-21200-00	145.22
IRS/FEDERAL PAYROLL TAXES	DFT0003979	09/17/2024	SOCIAL SECURITY TAX	01-21200-00	620.92
IRS/FEDERAL PAYROLL TAXES	DFT0003982	09/17/2024	FEDERAL TAX WITHHOLDING	01-21000-00	(414.23)
IRS/FEDERAL PAYROLL TAXES	DFT0003983	09/17/2024	MEDICARE TAX WITHHOLDING	01-21200-00	(145.22)
IRS/FEDERAL PAYROLL TAXES	DFT0003986	09/17/2024	SOCIAL SECURITY TAX	01-21200-00	(620.92)
IRS/FEDERAL PAYROLL TAXES	DFT0003989	09/17/2024	FEDERAL TAX WITHHOLDING	01-21000-00	1,209.65
IRS/FEDERAL PAYROLL TAXES	DFT0003990	09/17/2024	MEDICARE TAX WITHHOLDING	01-21200-00	250.42
IRS/FEDERAL PAYROLL TAXES	DFT0003993	09/17/2024	SOCIAL SECURITY TAX	01-21200-00	1,070.74
IRS/FEDERAL PAYROLL TAXES	DFT0003994	09/17/2024	FEDERAL TAX WITHHOLDING	01-21000-00	6.43
IRS/FEDERAL PAYROLL TAXES	DFT0003995	09/17/2024	MEDICARE TAX WITHHOLDING	01-21200-00	18.14
IRS/FEDERAL PAYROLL TAXES	DFT0003996	09/17/2024	SOCIAL SECURITY TAX	01-21200-00	77.60
IRS/FEDERAL PAYROLL TAXES	DFT0004024	09/27/2024	FEDERAL TAX WITHHOLDING	01-21000-00	10,436.09
IRS/FEDERAL PAYROLL TAXES	DFT0004025	09/27/2024	MEDICARE TAX WITHHOLDING	01-21200-00	3,634.20
IRS/FEDERAL PAYROLL TAXES	DFT0004028	09/27/2024	SOCIAL SECURITY TAX	01-21200-00	15,539.58

Vendor 11069 - IRS/FEDERAL PAYROLL TAXES Total: 69,179.41

Vendor: 11032 - MISSION SQUARE RETIREMENT-VNTGPT TRSFR AGT 457

MISSION SQUARE RETIREMENT	DFT0003931	09/13/2024	457 YEE CONTIRBUTION	01-21410-00	4,690.00
MISSION SQUARE RETIREMENT	DFT0003932	09/13/2024	457 YEE CONTIRBUTION	01-21410-00	38.43
MISSION SQUARE RETIREMENT	DFT0003933	09/13/2024	DC 457 MGMT MATCH	01-21410-00	900.00
MISSION SQUARE RETIREMENT	DFT0003934	09/13/2024	DD ICMA SEIU MATCH	01-21410-00	375.00
MISSION SQUARE RETIREMENT	DFT0004012	09/27/2024	457 YEE CONTIRBUTION	01-21410-00	4,665.00
MISSION SQUARE RETIREMENT	DFT0004013	09/27/2024	457 YEE CONTIRBUTION	01-21410-00	31.39
MISSION SQUARE RETIREMENT	DFT0004014	09/27/2024	DC 457 MGMT MATCH	01-21410-00	900.00

Vendor 11032 - MISSION SQUARE RETIREMENT-VNTGPT TRSFR AGT 457 Total: 11,599.82

Vendor: 11652 - PPBI DIRECT DEPOSIT

PPBI-DIRECT DEPOSIT	20107	9/13/2024	Check	01-21520-00	1,807.40
PPBI-DIRECT DEPOSIT	20108	9/13/2024	Check	01-21520-00	2,214.54
PPBI-DIRECT DEPOSIT	20109	9/13/	Check	01-21520-00	92,374.61
PPBI-DIRECT DEPOSIT	EFT0000100	8/2/2024	EFT	01-21520-00	3,875.19
PPBI-DIRECT DEPOSIT	20110	8/16/2024	Check	01-21520-00	6,029.93
PPBI-DIRECT DEPOSIT	20111	8/16/2024	Check	01-21520-00	571.56
PPBI-DIRECT DEPOSIT	EFT0000101	8/16/2024	EFT	01-21520-00	(3,875.19)
PPBI-DIRECT DEPOSIT	20112	8/30/2024	Check	01-21520-00	1,551.69
PPBI-DIRECT DEPOSIT	20113	8/30/2024	Check	01-21520-00	2,069.19
PPBI-DIRECT DEPOSIT	EFT0000102	8/30/2024	EFT	01-21520-00	78,888.75

185,507.67

Vendor: 11594 - PERS RETIREMENT SYSTEM

PERS RETIREMENT SYSTEM	DFT0003924	09/13/2024	PERS RETIREMENT	01-21400-00	1,335.07
PERS RETIREMENT SYSTEM	DFT0003925	09/13/2024	PERS RETIREMENT	01-21400-00	4,071.15
PERS RETIREMENT SYSTEM	DFT0003926	09/13/2024	PERS RETIREMENT	01-21400-00	302.60
PERS RETIREMENT SYSTEM	DFT0003927	09/13/2024	PERS RETIREMENT	01-21400-00	781.53
PERS RETIREMENT SYSTEM	DFT0003928	09/13/2024	PERS RETIREMENT	01-21400-00	3,497.20
PERS RETIREMENT SYSTEM	DFT0003929	09/13/2024	PERS RETIREMENT	01-21400-00	3,443.82
PERS RETIREMENT SYSTEM	DFT0003936	09/13/2024	PERS RETIREMENT	01-21400-00	736.42
PERS RETIREMENT SYSTEM	DFT0003937	09/13/2024	PERS RETIREMENT	01-21400-00	1,134.38
PERS RETIREMENT SYSTEM	DFT0003938	09/13/2024	PERS RETIREMENT	01-21400-00	1,458.81
PERS RETIREMENT SYSTEM	DFT0003939	09/13/2024	PERS RETIREMENT	01-21400-00	2,123.35
PERS RETIREMENT SYSTEM	DFT0003940	09/13/2024	PERS RETIREMENT	01-21400-00	4,560.78
PERS RETIREMENT SYSTEM	DFT0003941	09/13/2024	PERS RETIREMENT	01-21400-00	4,519.57
PERS RETIREMENT SYSTEM	DFT0003973	09/17/2024	PERS RETIREMENT	01-21400-00	118.37
PERS RETIREMENT SYSTEM	DFT0003974	09/17/2024	PERS RETIREMENT	01-21400-00	117.30
PERS RETIREMENT SYSTEM	DFT0003980	09/17/2024	PERS RETIREMENT	01-21400-00	(118.37)
PERS RETIREMENT SYSTEM	DFT0003981	09/17/2024	PERS RETIREMENT	01-21400-00	(117.30)
PERS RETIREMENT SYSTEM	DFT0003987	09/17/2024	PERS RETIREMENT	01-21400-00	118.37

Vendor Name	Payment #	Pmt Date	Description (Item)	Account Number	Amount
PERS RETIREMENT SYSTEM	DFT0003988	09/17/2024	PERS RETIREMENT	01-21400-00	120.20
PERS RETIREMENT SYSTEM	DFT0004006	09/27/2024	PERS RETIREMENT	01-21400-00	1,335.07
PERS RETIREMENT SYSTEM	DFT0004007	09/27/2024	PERS RETIREMENT	01-21400-00	4,071.15
PERS RETIREMENT SYSTEM	DFT0004008	09/27/2024	PERS RETIREMENT	01-21400-00	302.60
PERS RETIREMENT SYSTEM	DFT0004009	09/27/2024	PERS RETIREMENT	01-21400-00	781.53
PERS RETIREMENT SYSTEM	DFT0004010	09/27/2024	PERS RETIREMENT	01-21400-00	3,497.20
PERS RETIREMENT SYSTEM	DFT0004011	09/27/2024	PERS RETIREMENT	01-21400-00	3,443.82
PERS RETIREMENT SYSTEM	DFT0004016	09/27/2024	PERS RETIREMENT	01-21400-00	726.94
PERS RETIREMENT SYSTEM	DFT0004017	09/27/2024	PERS RETIREMENT	01-21400-00	1,134.38
PERS RETIREMENT SYSTEM	DFT0004018	09/27/2024	PERS RETIREMENT	01-21400-00	1,458.81
PERS RETIREMENT SYSTEM	DFT0004019	09/27/2024	PERS RETIREMENT	01-21400-00	2,123.35
PERS RETIREMENT SYSTEM	DFT0004020	09/27/2024	PERS RETIREMENT	01-21400-00	4,174.50
PERS RETIREMENT SYSTEM	DFT0004021	09/27/2024	PERS RETIREMENT	01-21400-00	4,136.79

Vendor 11594 - PERS RETIREMENT SYSTEM Total: 55,389.39

Vendor: 11911 - SEIU LOCAL 620

SEIU LOCAL 620	DFT0003942	09/13/2024	SEIU UNION DUES	01-21600-00	327.52
SEIU LOCAL 620	DFT0003943	09/13/2024	SEIU UNION DUES	01-21600-00	105.76
SEIU LOCAL 620	DFT0004022	09/27/2024	SEIU UNION DUES	01-21600-00	308.23
SEIU LOCAL 620	DFT0004023	09/27/2024	SEIU UNION DUES	01-21600-00	70.84

Vendor 11911 - SEIU LOCAL 620 Total: 812.35

Grand Total: 340,411.79



CAMBRIA COMMUNITY SERVICES DISTRICT

MINUTES OF SEPTEMBER 12, 2024, REGULAR BOARD MEETING OF THE BOARD OF DIRECTORS OF THE CAMBRIA COMMUNITY SERVICES DISTRICT

The Cambria Community Services District Board of Directors held a regular meeting on Thursday, September 12, 2024, at 1:00 p.m. at the Cambria Veterans' Memorial Hall, 1000 Main Street, Cambria, CA 93428.

1. OPENING

1.A Call to Order

President Gray called the meeting to order at 1:00 p.m.

1.B Pledge of Allegiance

President Gray led the Pledge of Allegiance.

1.C Establishment of Quorum

A quorum was established.

Directors present: Tom Gray, Debra Scott, Harry Farmer, Karen Dean, and Michael Thomas.

Staff present: General Manager Matthew McElhenie, Administrative Department Manager Denize Fritz, Confidential Administrative Assistant Haley Dodson, Fire Chief Michael Burkey, and Facilities & Resources Manager David Aguirre.

Staff present via Zoom: District Counsel Timothy Carmel, Utilities Department Manager Jim Green, and Program Manager Tristan Reaper.

1.D Report from Closed Session

District Counsel reported that the Board of Directors held a closed session on August 15, 2024, for a Conference with its Labor Negotiators pursuant to Government Code Section 54957.6. The agency's designated representative was General Manager Matthew McElhenie. Che Johnson was not present. The Employee Group is the International Association of Fire Fighters (IAFF). There was no action taken.

1.E President's Report

There was no President's Report.

1.F Agenda Review

President Gray asked for any changes to the agenda. There were none.

2. BOARD MEMBER COMMUNICATIONS

Director Farmer reported on the wildfires down south and expressed gratitude regarding those who are tirelessly fighting them.

3. PUBLIC COMMENT

Bruce Howard, Cambria (submitted written correspondence for the record)
 Christine Heinrichs, Cambria
 Lauren Younger, Cambria (submitted written correspondence for the record)
 Christina Galloway, Cambria

4. REGULAR BUSINESS

4.A Discussion and Consideration of Strategic Plan Update

General Manager McElhenie introduced the item and provided a summary.

The Board of Directors held a discussion.

Utilities Department Manager Green provided an update.

Fire Chief Burkey provided an update.

The Board of Directors and staff updated the following target completion dates:

Core Area: Water Services – General

- Fourth Quarter 2025: Update our groundwater model in the San Simeon and Van Gordon groundwater basin.

Core Area: Water Services – Water Reclamation Facility

- Fourth Quarter 2024: Board approval of Zero Liquid Discharge pilot testing program.
- Fourth Quarter 2024: Submit the data needed to complete the CDP application for the County.

Core Area: Fire Protection & Emergency Services

- Second Quarter 2025: Prepare and provide a Risk Reduction/Hazard Mitigation Plan for Board consideration.
- Second Quarter 2025: Provide defensible space ordinance.
- Second Quarter 2025: Provide budget and funding alternatives for the plan.

Core Area: Facilities & Resources

- First Quarter 2025: Present updated Community Park Plan to the Board of Directors

Public Comment:

Donn Howell, Cambria
 Christina Galloway, Cambria

Director Dean moved to approve the update to the Strategic Plan with the amendments to the dates as listed by the Board President.

Vice President Scott seconded the motion.

Motion Passed Unanimously Ayes – 5 Nays - 0 Absent – 0

4.B Discussion and Consideration for Approving the Relocation of the San Simeon Creek Stream Gage Station for the San Luis Obispo Flood Control and Water Conservation District

General Manager McElhenie introduced the item and provided a summary.

Utilities Department Manager Green provided a summary.

The Board of Directors held a discussion.

Public Comment: none.

Director Thomas moved to approve the relocation of the San Simeon Creek Stream Gage Station for the San Luis Obispo Flood Control and Water Conservation District.

Director Dean seconded the motion.

Motion Passed Unanimously Ayes – 5 Nays - 0 Absent – 0

4.C Discussion and Consideration to Approve an Amendment to Consultant Services Agreement with SWCA for Assistance with WRF CDP Application and Adoption of Resolution 28-2024 Amending the Fiscal Year 2024/2025 Final Budget

General Manager McElhenie introduced the item and provided a summary.

Utilities Department Manager Green provided a summary.

The Board of Directors held a discussion.

Public Comment:

Christine Heinrichs, Cambria

Donn Howell, Cambria

Christina Galloway, Cambria

Director Farmer moved to approve an Amendment to Consultant Services Agreement with SWCA for assistance with WRF CDP Application and adoption of Resolution 28-2024 amending the Fiscal Year 2024/2025 Final Budget.

Director Dean seconded the motion.

Motion Passed Unanimously Ayes – 5 Nays - 0 Absent – 0

The Board of Directors took a break at 2:33 p.m.

The Board of Directors reconvened the meeting at 2:43 p.m.

4.D Discussion and Consideration of Adoption of Resolution 29-2024 Amending the Board and Standing Committee Bylaws

General Manager McElhenie introduced the item and provided a summary.

Vice President Scott provided a summary.

Director Dean provided a summary.

The Board of Directors held a discussion.

The Board of Directors requested that the minutes clearly state that the Standing Committee Bylaws Section 2.2 applies only to committee members.

Director Thomas requested to remove “no more than” from section 3.4 of the Standing Committee Bylaws.

Public Comment:
Donn Howell, Cambria
Gordon Heinrichs, Cambria

Director Dean moved to adopt Resolution 29-2024, amending the Board and Standing Committee Bylaws, with the elimination of “no more than” from section 3.4 of the Standing Committee Bylaws.

Vice President Scott seconded the motion.

Motion Passed Unanimously Ayes – 5 Nays - 0 Absent – 0

4.E Discussion and Consideration to Approve a Landowner Access Agreement with Upper Salinas - Las Tablas Resource Conservation District Regarding Access to and Use of Real Property to Implement a Habitat Restoration Project for the Fiscalini Ranch Preserve

General Manager McElhenie introduced the item and provided a summary.

The Board of Directors held a discussion.

The Board of Directors requested the following information at a future board meeting:

- Detailed habitat restoration project map
- Detailed scope of the project
- Pictures of the habitat restoration project plants

Public Comment:
Christine Heinrichs, Cambria

Director Farmer moved to approve a Landowner Access Agreement with Upper Salinas - Las Tablas Resource Conservation District regarding access to and use of real property to implement a Habitat Restoration Project for the Fiscalini Ranch Preserve.

Director Thomas seconded the motion as worded but with an addendum that’s reported back at a later time.

President Gray requested that the motion include directing staff to prepare a description of the project, with project managers’ consultation, to inform the public about the location and nature of the work.

Director Farmer and Director Thomas agreed.

Motion Passed Unanimously Ayes – 5 Nays - 0 Absent – 0

5. BOARD MEMBER, COMMITTEE AND LIAISON REPORTS

5.A Finance Committee's Report

A written report wasn’t included in the agenda packet because the August meeting was cancelled.

5.B Policy Committee's Report

A written report was included in the agenda packet.

5.C PROS Committee's Report

A written report wasn't included in the agenda packet because the August meeting was cancelled.

5.D Resources & Infrastructure Committee's Report

A written report was included in the agenda packet.

5.E Other Liaison Reports and Ad Hoc Committee Reports

Written reports were included in the agenda packet.

No public comment on items 5A-5E.

6. FUTURE AGENDA ITEM(S)

President Gray asked for any future agenda items.

Confidential Administrative Assistant Dodson announced the October Board meeting items.

Director Farmer would like to discuss reading written comments at Board meetings.

Director Thomas agreed to discuss the pros and cons of that approach.

President Gray stated it should be the prerogative of the chair but suggested an option to vote to place it on the agenda.

Director Thomas moved to ask the future agenda item to discuss how we handle the written comments at the Board meetings in the future.

Director Farmer seconded the motion.

Motion Passed Ayes – 3 (Farmer, Thomas & Dean) Nays – 2 (Gray & Scott) Absent – 0

General Manager McElhenie announced that an amendment to the lease agreement for the new administrative office will be added to next week's Board meeting agenda.

7. ADJOURN

President Gray adjourned the meeting at 3:28 p.m.

For further details on the CCSD meeting, please visit the District's website.



CAMBRIA COMMUNITY SERVICES DISTRICT

MINUTES OF SEPTEMBER 19, 2024, REGULAR BOARD MEETING OF THE BOARD OF DIRECTORS OF THE CAMBRIA COMMUNITY SERVICES DISTRICT

The Cambria Community Services District Board of Directors held a regular meeting on Thursday, September 19, 2024, at 1:00 p.m. at the Cambria Veterans' Memorial Hall, 1000 Main Street, Cambria, CA 93428.

1. OPENING

1.A Call to Order

President Gray called the meeting to order at 1:00 p.m.

1.B Pledge of Allegiance

President Gray led the Pledge of Allegiance.

1.C Establishment of Quorum

A quorum was established.

Directors present: Tom Gray, Debra Scott, Harry Farmer, Karen Dean, and Michael Thomas.

Staff present: General Manager Matthew McElhenie, Administrative Department Manager Denize Fritz, Confidential Administrative Assistant Haley Dodson, Fire Chief Michael Burkey, Utilities Department Manager Jim Green and Facilities & Resources Manager David Aguirre.

Staff present via Zoom: District Counsel Timothy Carmel and Program Manager Tristan Reaper.

1.D President's Report

There was no President's Report.

1.E Agenda Review

President Gray asked for any agenda review items. There were none.

2. BOARD MEMBER COMMUNICATIONS

Director Dean congratulated AGP technician Jesse, who got married this weekend.

Director Farmer reported that September 21, 2024, is the United Nations International Day of Peace.

Vice President Scott stated that the Policy Committee meeting on September 26, 2024, has been cancelled.

3. PUBLIC SAFETY

3.A Sheriff's Department Report

Commander Stuart MacDonald provided a brief report on recent Sheriff's Department activities in Cambria for August.

Public Comment: none.

3.B CCSD Fire Chief's Report

Fire Chief Burkey provided a brief report on recent Fire Department activities in Cambria for August.

Public Comment: none.

4. PUBLIC COMMENT

Dennis Dudzik, Cambria

5. MANAGER REPORTS

5.A General Manager's Report

General Manager McElhenie provided a summary of the General Manager's Report.

Public Comment: none.

5.B Facilities & Resources Manager's Report

Facilities & Resources Manager Aguirre provided a summary.

Public Comment:

Christine Heinrichs, Cambria

5.C Finance Manager's Report

Administrative Department Manager Fritz provided a summary of the Utilities Report.

Public Comment: none.

5.D Utilities Report

Utilities Department Manager Green provided a summary of the Utilities Report.

Public Comment:

Gordon Heinrichs, Cambria

Christina Galloway, Cambria

6. CONSENT AGENDA

6.A Consideration to Adopt the August 2024 Expenditure Report

6.B Consideration to Adopt the August 8, 2024 and August 15, 2024 Regular Meeting Minutes

6.C Consideration to Approve an Amendment to the General Manager Position Description

6.D Consideration of Adoption of Resolution 30-2024 Approving an Agreement with Umpqua Bank for the Commercial Card Program

6.E Consideration of Adoption of Resolution 31-2024 Declaring Office Furniture Surplus Property and Authorizing Sale by the General Manager

Director Dean requested to pull consent agenda item 6C.

Director Thomas stated that the August 15, 2024, minutes are incorrect under the President's Report.

President Gray stated it should read, "He stated that reading of written correspondence allowed during Board meetings will be at the President's discretion."

Public Comment: none.

Director Dean moved to approve the consent agenda items 6A, 6B, 6D, and 6E.

Vice President Scott seconded the motion.

President Gray stated that this would include one change to the minutes as described in the discussion.

Motion Passed Unanimously Ayes – 5 Nays - 0 Absent – 0

Director Thomas requested that 7B be moved to the first regular business item.

The Board of Directors agreed.

General Manager McElhenie introduced item 6C and provided a summary.

Director Dean stated that the amendment restricts the General Manager's role in achieving the goals and objectives of the District's Strategic Plan when we also assign him other goals beyond the Strategic Plan. She suggested adding, as directed by the Board, to the sentence. She stated that this is not a policy and that the General Manager's position description is under the Board's purview.

District Counsel stated that this doesn't fit within the Policy Committee's purposes and responsibilities. It's a position description, but the Board has discretion.

Vice President Scott stated that the Policy Committee reviewed the CSDA Policy Handbook to see if the District needs those policies. There was a policy on the list that's named The Role of the General Manager. After further review of that policy and with many discussions with the General Manager, the Policy Committee decided that the District didn't need a policy, and the best way to underscore that the position of General Manager would include the suggested revision. The committee believed that the Board would consider their proposal and either approve or deny the suggested revision.

The Board of Directors held a discussion.

Public comment: none.

Director Thomas moved to approve the amendment to the General Manager position description, with the change that the policy execution read "assisting the CCSD Board of Directors and other community stakeholders, identify, work toward, and achieve the District's Strategic Plan."

Vice President Scott seconded the motion.

President Gray offered an amendment to read "assisting the CCSD Board of Directors and other community stakeholders, identify, work toward, and carry out the District's Strategic Plan."

Director Thomas and Vice President Scott accepted the amendment.

Motion Passed Unanimously Ayes – 5 Nays - 0 Absent – 0

The Board of Directors took a break at 2:44 p.m.

The Board of Directors reconvened the meeting at 2:55 p.m.

7. REGULAR BUSINESS

7.A Discussion and Consideration of Approval of a Partnership between SLOCOG and the CCSD for the Installation and Operation of Eight DC Electric Vehicle Fast Chargers in the Cambria Veterans' Memorial Hall Parking Lot

This was discussed as the second regular business item.

General Manager McElhenie introduced the item and provided a summary.

Tim Gillham from SLOCOG and Tom Hickey from SLO County Air Pollution Control District were available via Zoom to answer questions.

Public comment:
Gordon Heinrichs, Cambria

Director Dean moved to approve a partnership between SLOCOG and the CCSD for the installation and operation of eight DC electric vehicle fast chargers in the Cambria Veterans' Memorial Hall parking lot.

Director Farmer seconded the motion.

Motion Passed Unanimously Ayes – 5 Nays - 0 Absent – 0

7.B Discussion and Consideration of Approval of an Agreement for Consultant Services with Spohn Ranch, Inc. for Preparation of Plans and Specifications for the Cambria Skatepark

This was discussed as the first regular business item.

General Manager McElhenie introduced the item and provided a summary.

Aaron Spohn was available via Zoom to answer questions.

Public comment:
Juli Amodei, Cambria

Director Thomas moved to approve an Agreement for Consultant Services with Spohn Ranch, Inc. for preparation of plans and specifications for the Cambria Skatepark.

Director Dean seconded the motion.

Motion Passed Unanimously Ayes – 5 Nays - 0 Absent – 0

7.C Discussion and Consideration of Adoption of Resolution 32-2024 Approving a First Amendment to Lease Agreement with Linnvestments, LLC

This was discussed as the third regular business item.

General Manager McElhenie introduced the item and provided a summary.

Public comment: none.

Director Farmer moved to adopt Resolution 32-2024, approving a First Amendment to the Lease Agreement with Linnvestments, LLC.

Director Dean seconded the motion.

Motion Passed Unanimously Ayes – 5 Nays - 0 Absent – 0

8. FUTURE AGENDA ITEM(S)

President Gray asked for any future agenda items. There were none.

Confidential Administrative Assistant Dodson announced the October Board meeting agenda items.

9. ADJOURN TO CLOSED SESSION

9.A PUBLIC EMPLOYEE PERFORMANCE EVALUATION, Pursuant to Government Code Section 54957(b)(1) Title: General Manager

District Counsel stated that the Board of Directors will now adjourn to a closed session for a Public Employee Performance Evaluation, pursuant to Government Code Section 54957(b)(1). The position title is General Manager.

Public comment:
Christina Galloway, Cambria

President Gray adjourned the meeting at 3:38 p.m.

For further details on the CCSD meeting, please visit the District's website.

CAMBRIA COMMUNITY SERVICES DISTRICT

TO: Board of Directors

AGENDA NO. **6.C**

FROM: Matthew McElhenie, General Manager

Meeting Date: October 17, 2024

Subject: Consideration of Approval of the CCSD's Climate Adaptation Policy Number 1060

FISCAL IMPACT:

There is no fiscal impact associated with this item.

DISCUSSION:

On June 13, 2024, the CCSD Board of Directors moved to adopt the Climate Change Planning and Policy recommendations and forwarded the recommendations to the Policy Committee to create a Climate Change Adaptation Policy.

The Policy Committee met on August 22, 2024, to review and discuss the attached draft Climate Adaptation Policy. The Committee made minor revisions, approved the draft policy, and recommended forwarding it to the Board of Directors for consideration and adoption.

ATTACHMENTS:

1. [Climate Adaptation Policy Number 1060](#)



POLICY TITLE: CLIMATE ADAPTATION POLICY

POLICY NUMBER: 1060

Purpose: The purpose of this policy is to guide the Cambria Community Services District (CCSD) Board of Directors and staff in addressing the challenges of the Earth’s impending climate emergency. The District recognizes the impact of sea level rise on the fresh water storage capacity of the San Simeon and Santa Rosa Creek aquifers and on the associated water supply and wastewater treatment infrastructure.

The District understands its responsibility for environmental stewardship while providing water and wastewater services to meet the needs of the community’s residents, businesses and guests. The District is committed to meeting water needs with production, storage, and efficient equipment for energy reduction practices throughout the system, which may result in lowering overall District expenses.

The District is invested in contributing to community awareness of its intentions to adapt its actions to minimize the impact of the climate crisis on the community.

1060.1 Policy Principles and Goals

- **Water Efficiency:** To reduce consumption and losses with programs and processes to eliminate waste and reduce discharge
- **Building Efficiency:** To reduce energy consumption both environmentally and with equipment in offices and in the field
- **Renewable Energy:** To utilize passive systems to reduce power costs and batteries to provide storage generally and for emergencies
- **Transportation:** To reduce the overall utilization (miles driven) on all vehicles and implement fleet wide hybrid and EV transition for all District transportation needs. Implement the use of electric equipment as soon as available and within budgetary constraints.
- **Zero Waste:** Eliminate solid waste with aggressive waste recycling utilizing new technologies as developed and evaluated to be of benefit for the District. Forge relationships with other organizations to enhance recycling efforts such as the Integrated Waste Management Authority (IWMA)
- **Carbon Sequestration:** Maintain and increase forest carbon sequestration by regularly assessing the health and safety of District forestlands. Management of the District forest properties to maintain or increase the overall health, size and count of existing tree species while selectively reducing dead, highly flammable vegetation. Encourage participation in and support local groups and any government sponsored urban tree planting programs in tree planting efforts.
- **Lighting:** Encourage utilization of energy efficient light sources to save energy, provide safety for Cambrians, visitors, and wildlife, and decrease the District’s carbon footprint. As budget constraints dictate, move toward the goal of replacing current lighting sources with useful, targeted, low level, controlled, and warm colored lighting to reduce the level of Cambria’s light pollution.
- **Fire Safety**
Work with appropriate agencies to improve compliance with existing ordinances for defensible space around structures, ember-proofing and hardening structures for fire resistance.
- **Informed Decision Making:** Prior to making decisions related to climate adaptation actions within the jurisdiction of the District, the Board will consider the following:

- Has the Board considered all appropriate alternatives, addressing the identified causes of the climate crisis and where the District may alter its actions to prevent and address the crisis?
- Is the information the Board has received clear, reliable, meaningful, and based on documented research related to the climate crisis?
- Has an adequate, unbiased analysis of the possible actions been considered?
- When considering spending financial and/or manpower resources, does the District have adequate reserves to utilize in this endeavor? Have all grant opportunities been exhausted? Are there other governmental resources available to support the District's actions?

1060.2 Policy Procedures

This policy serves as a first step in the District's intent to address its role in Climate Adaptation within its jurisdiction. Development of a Climate Action Plan is the next step and will include measurable goals and timelines. The District is dedicated to making serious changes in its actions to preserve Cambria's natural environmental resources, while providing improved safety measures for all inhabitants.